IDEAL®

# Akcesoria do montażu profili aluminiowych

*62-081 CHYBY / k. Poznania, ul. Szamotulska 2*



IDEAL PPHU

62-081 Chyby, ul. Szamotulska 2
tel. +48/61 814 27 32, +48/61 816 05 69, +48 692 642 880

e-mail: pphu@ideal.net.pl
www.ideal.net.pl

**Szanowni Państwo,**

od wielu lat towarzyszymy Państwu w ich realizacjach, zarówno w branży meblowej, reklamowej i wystawienniczej. To dzięki Państwu, poprzez siłę wspólnego działania, na bieżąco możemy reagować na Państwa sugestie, prośby i potrzeby rynku, nieustannie możemy ulepszać oferowane przez nas produkty oraz poszerzać nasz asortyment o nowe artykuły.

Wierzymy, że potrafimy spełnić Państwa oczekiwania, że zdobywamy uznanie, jako wiarygodny, rzetelny i sprawdzony partner. Nasze doświadczenie pozwala nam na utrzymanie stabilnej pozycji na rynku krajowym, jesteśmy obecni w wielu krajach Unii Europejskiej i Europy Wschodniej.

Dziękując za dotychczasową współpracę przekazujemy w Państwa ręce kolejną edycję naszego katalogu. Zadowolenie i zaufanie dotychczasowych Klientów, na które rzetelnie pracujemy od 70 lat stanowi najlepszą rekomendację naszej oferty.

Z wyrazami szacunku,

Zielińska

Ewa Zielińska-Kujawa

2018

IDEAL PPHU

62-081 Chyby, ul. Szamotulska 2
tel. +48/61 814 27 32, +48/61 816 05 69, +48 692 642 880

e-mail: pphu@ideal.net.pl
www.ideal.net.pl

**Dear Sirs/Madams,**

for many years we have been accompanying you in furniture and advertising industries as well as exhibition trades. Thanks to you and owing to our joint cooperation, we have been able to react to your needs, suggestions and market demands at short notice. Also, we may improve our products continually and increase the scope of our business.

We believe that we are able to meet your demands as well as win your trust and receive your praise as a trustworthy and reliable partner. Our experience enables us to retain a stable position on the Polish market and expand our presence in many EU and East European countries.

We wish to thank you for our hitherto cooperation and pass the latest edition of our catalogue into your hands. We have been working for over seventy years on the trust and satisfaction of our present customers and this is the best recommendation of our offer.

With best regards,

Zielińska

Ewa Zielińska-Kujawa

**Sehr geehrte Frauen und Herren,**

seit vielen Jahren begleiten wir Sie als Partner sowohl in der Möbelbranche, als auch in der Werbe und Ausstellungsbranche. Gerade dank Ihnen und der Kraft der gemeinsamen Tätigkeit, können wir laufend auf Ihre Vorschläge, Bitten und Marktbedarf reagieren, ständig unsere Produkte verbessern, und unser Assortiment um neue Artikel erweitern.

Wir glauben, dass wir Ihre Erwartungen in Erfüllung bringen können, dass wir bei Ihnen Anerkennung als ein glaubwürdiger, ehrlicher und geprüfter Partner finden. Unsere Erfahrung erlaubt uns, feste Position auf dem Binnenmarkt zu erhalten, auch in den EU-Ländern und in Osteuropa sind wir anwesend.

Wir danken Ihnen für bisherige Zusammenarbeit und übergeben zu Ihren Händen die laufende Auflage unseres Katalogs. Die Zufriedenheit und das Vertrauen unserer bisherigen Kunden, für die wir seit 70 Jahren arbeiten, ist die beste Empfehlung unseres Angebotes.

Mit freundlichen Grüßen,

Zielińska

Ewa Zielińska-Kujawa

IDEAL PPHU

62-081 Chyby, ul. Szamotulska 2
tel. +48/61 814 27 32, +48/61 816 05 69, +48 692 642 880

e-mail: pphu@ideal.net.pl
www.ideal.net.pl

# SPIS TREŚCI

*Table of contents* *Inhaltsverzeichnis*

**Akcesoria meblowe** str 5
*Furniture accessories*
*Möbelakzessorien*

**Akcesoria wystawiennicze** str 7
*Display accessories*
*Ausstellungsakzessorien*

**Akcesoria do ramek** str 9
*Accessories for frames*
*Akzessorien für Rahmen*

**Zamki do łączenia profili** str 10
*Locks for connecting profiles*
*Profilverbindungsschlösser*

**Głowice narożne** str 15
*Corner heads*
*Eckverbinder*

**Zaślepki do profili** str 20
*Hole plugs for profiles*
*Profillabschlussstopfen*

**Nóżki** str 25
*Legs*
*Füsschen*

**Elementy systemów drzwi przesuwnych** str 26
*Elements of moving door systems*
*Elemente für Schiebetürsysteme*

**Akcesoria różne** str 27
*Various accessories*
*Verschiedene Akzessorien*

**Systemy oświetleniowe** str 28
*Lighting systems*
*Beleuchtungssysteme*

**Uszczelki oraz profile uzupełniające** str 30
*Complementary mouldings and seals for profiles*
*Dichtungen und Ergänzungsprofile*

**Profil redukcyjny** str 36
*Reduction profile*
*Reduzierprofil*

**Przykłady zastosowania elementów łączących** str 37
*The examples of aluminum profiles connections*
*Anwendungsbeispiele der Verbindungselemente*

**Zamki do gablot** str 43
*Locks for display cabinets*
*Türschlösser*

**Przykłady zastosowania systemu drzwi przesuwnych** str 45
*The exemplary usage of sliding door system*
*Anwendungsbeispiele für Schiebetürsysteme*

**Podstawowe wymiary** str 47
*Basic measurements*
*Grundmasse*

2018

IDEAL PPHU

62-081 Chyby, ul. Szamotulska 2
tel. +48/61 814 27 32, +48/61 816 05 69, +48 692 642 880

e-mail: pphu@ideal.net.pl
www.ideal.net.pl

# 10 - 01 - ..... . AKCESORIA MEBLOWE

*Furniture accessories*
*Möbelakzessorien*

**Bolec podpórkowy Ø12 M6**
*Shelf support*
*Fachbodenträger*

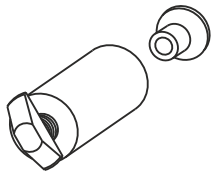

**10-01-044**

**Bolec podpórkowy Ø21 M6**
*Shelf support*
*Fachbodenträger*

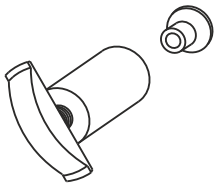

**10-01-046**

**Bolec podpórkowy Ø14 M4,5 do Octanormy**
*Shelf support for Octanorm*
*Fachbodenträger für Octanorm*

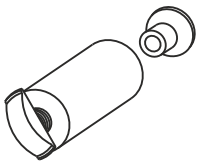

**10-01-047**

**Bolec podpórkowy Ø18 M6**
*Shelf support*
*Fachbodenträger*



**10-01-049**

**Zamek wciskany do szkła**
*Press-type lock for glass*
*Schloss-eingepresst ins Glas*



*/Szczegóły na str. 44/*
*/Details are on page 44/*
*/Einzelheiten auf Seite 44/*

**10-01-050**

**Zamek do szyby do A4368**
*Glass door lock for A4368*
*Schloss für Scheibe für A4368*

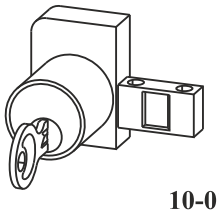

**10-01-052**
**metalizowany 10-01-051**
*metallized/metallisierten 10-01-051*

**Zamek do szyby**
*Glass door lock*
*Schloss für Scheibe*

*/Szczegóły na str. 44/*
*/Details are on page 44/*
*/Einzelheiten auf Seite 44/*

**10-01-053**

**Zamek do płyt**
*Lock for board*
*Schloss für Platten*

*/Szczegóły na str. 44/*
*/Details are on page 44/*
*/Einzelheiten auf Seite 44/*

**10-01-055**

**Zamek meblowy**
*Furniture lock*
*Möbelschloss*



*/Szczegóły na str. 45/*
*/Details are on page 45/*
*/Einzelheiten auf Seite 45/*

**10-01-056**

**Zamek do szkła**
*Glass door lock for double door*
*Schloss für Glas - Doppeltür*

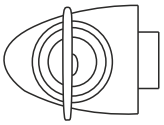

*/Szczegóły na str. 45/*
*/Details are on page 45/*
*/Einzelheiten auf Seite 45/*

**10-01-058**

**Płytka zamka do szkła**
*Glass door lock for single doors*
*Schloss für Glas - Einzeltür*

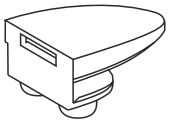

*/Szczegóły na str. 45/*
*/Details are on page 45/*
*/Einzelheiten auf Seite 45/*

**10-01-058/01**

**Blokada do drzwi**
*Blocking for door*
*Türsperre*

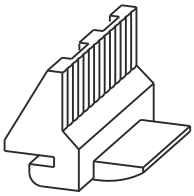

**10-01-059**

**Rolka do A4368**
*Roller for A4368*
*Rolle für A4368*

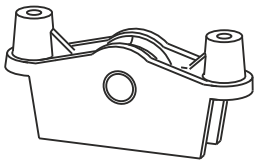

**10-01-064**

**Rolka do A4368 - wzmocniona**
*Roller for A4368 - fortified*
*Rolle für A4368 - verstärkt*

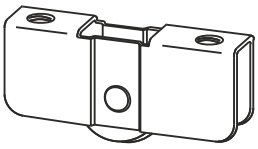

**10-01-065**

**Zawias prawy - 60 x 35 mm**
*Right hinge*
*Rechtes Band*

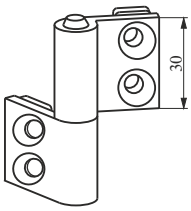


**10-01-202**

**Zawias lewy - 60 x 35 mm**
*Left hinge*
*Linkes Band*

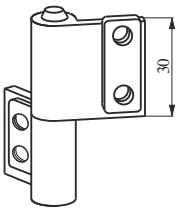


**10-01-203**

2018

IDEAL PPHU

62-081 Chyby, ul. Szamotulska 2
tel. +48/61 814 27 32, +48/61 816 05 69, +48 692 642 880

e-mail: pphu@ideal.net.pl
www.ideal.net.pl

**Zawias prosty**
*Oblique hinge*
*Schrägband*

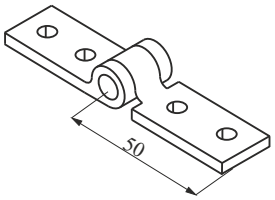


**10-01-204/01**

**Zawias do gablot - szyba 4 mm**
*Glass door hinge - glass 4mm*
*Schaufensterband - Glassdicke 4mm*

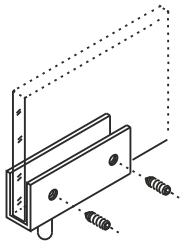

**10-01-205**

**Zawias lewy - 40 x 30 mm**
*Left hinge*
*Linkes Band*

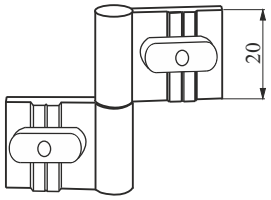


**10-01-206**

**Zawias prawy - 40 x 30 mm**
*Right hinge*
*Rechtes Band*

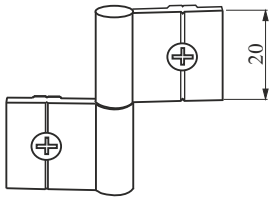


**10-01-207**

**Zawias lewy - 60 x 30 mm**
*Left hinge*
*Linkes Band*

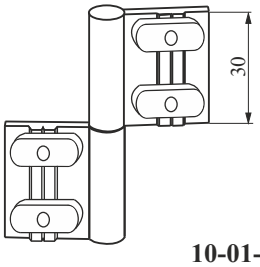


**10-01-208**

**Zawias prawy - 60 x 30 mm**
*Right hinge*
*Rechtes Band*

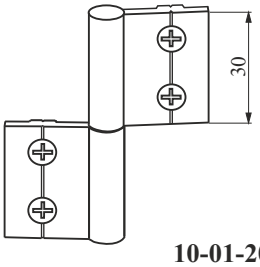


**10-01-209**

**Podpórka pod szybę - 5 mm**
*Support for glass*
*Scheibenstütze*

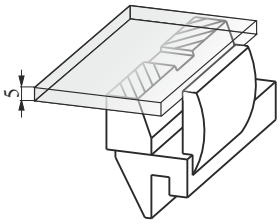


**10-01-301**

**Podpórka pod szybę - 6 mm**
*Support for glass*
*Scheibenstütze*

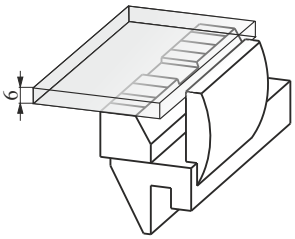


**10-01-302**

**Podpórka pod szybę - 8 mm**
*Support for glass*
*Scheibenstütze*

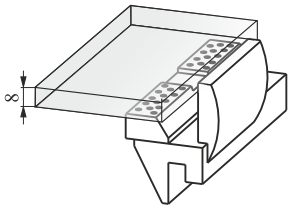


**10-01-303**

**Podpórka pod szybę - 10 mm**
*Support for glass*
*Scheibenstütze*

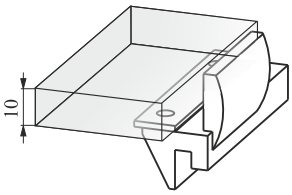


**10-01-304**

**Podpórka pod szybę**
**- rowek 4 mm /bezbarwna/**
*Support for glass - groove 4 mm*
*/transparent/*
*Scheibenstütze - 4 mm Nute /farblos/*

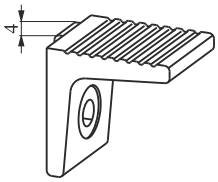


**10-01-305**

**Podpórka pod szybę**
**- rowek 6 mm /bezbarwna/**
*Support for glass - groove 6 mm*
*/transparent/*
*Scheibenstütze - 6 mm Nute /farblos/*

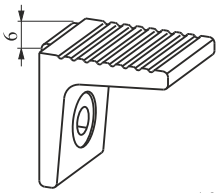


**10-01-306**

**Podpórka pod szybę**
**- rowek 8 mm /bezbarwna/**
*Support for glass - groove 8 mm*
*/transparent/*
*Scheibenstütze - 8 mm Nute /farblos/*

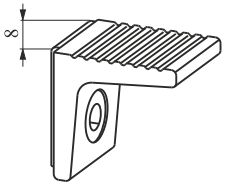


**10-01-307**

**Narożnik do cokołów A6130**
*Corner for socole*
*Sockelecke*

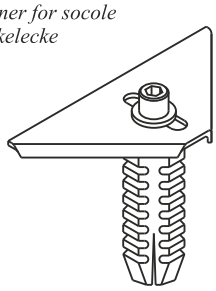

**10-01-550**

**Narożnik do cokołów A6036**
*Corner for socole*
*Sockelecke*

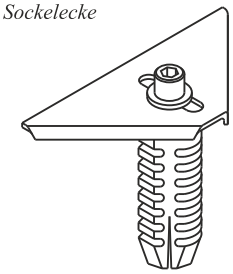

**10-01-551**

**Narożnik do cokołów A6129**
*Corner for socole*
*Sockelecke*



**10-01-552**

**Zawieszki do półki A x B mm**
*Suspension for shelf A x B*
*Regalaufhängung A x B*

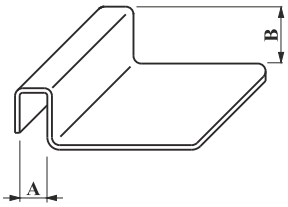


| INDEKS | wym. A | wym. B | INDEKS | wym. A | wym. B | INDEKS | wym. A | wym. B |
|---|---|---|---|---|---|---|---|---|
| 10-01-320 | 2 | 5 | 10-01-356 | 5,5 | 18 | 10-01-381 | 8 | 6 |
| 10-01-321 | 2 | 6 | 10-01-360 | 6,5 | 6 | 10-01-382 | 8 | 8 |
| 10-01-322 | 2 | 8 | 10-01-361 | 6,5 | 8 | 10-01-383 | 8 | 10 |
| 10-01-350 | 5,5 | 6 | 10-01-362 | 6,5 | 10 | 10-01-384 | 8 | 12 |
| 10-01-351 | 5,5 | 8 | 10-01-363 | 6,5 | 12 | 10-01-385 | 8 | 14 |
| 10-01-352 | 5,5 | 10 | 10-01-364 | 6,5 | 14 | 10-01-387 | 8 | 18 |
| 10-01-353 | 5,5 | 12 | 10-01-366 | 6,5 | 18 | 10-01-389 | 8 | 21 |
| 10-01-354 | 5,5 | 14 | 10-01-368 | 6,5 | 21 | 10-01-393 | 10,5 | 18 |

IDEAL PPHU

62-081 Chyby, ul. Szamotulska 2
tel. +48/61 814 27 32, +48/61 816 05 69, +48 692 642 880

e-mail: pphu@ideal.net.pl
www.ideal.net.pl

# 10 - 02 - ..... . AKCESORIA WYSTAWIENNICZE

*Display accessories*

*Ausstellungsakzessorien*

**Zawieszka sufitowa**
*Ceiling suspension*
*Deckenaufhängung*

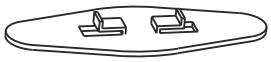

**6 mm 10-02-033**
**5 mm 10-02-071**

**Zawieszka sufitowa do Octanormy**
*Ceiling suspension for Octanorm*
*Deckenaufhängung für Octanorm*

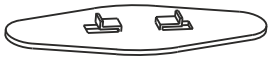

**10-02-060**

**Haczyk**
*Hook*
*Haken*

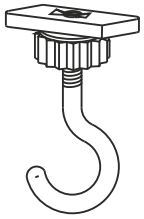

**10-02-063**

**Blokada**
*Blocade M4*
*Sperrung M4*

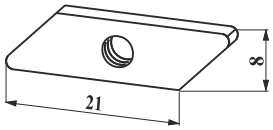


**M4 10-02-065**
**M5 10-02-066**
**M6 10-02-067**

**Tulejka oporowa Ø33 do A6131**
*Resistance muff for A6131*
*Stützmuffe für A6131*

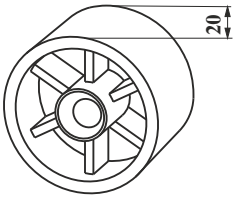


**10-02-161**

**Tulejka oporowa Ø18 do A6035**
*Resistance muff for A6035*
*Stützmuffe für A6035*

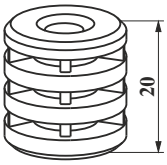


**10-02-162**

**Tulejka oporowa Ø14 do A4732**
*Resistance muff for A6035*
*Stützmuffe für A4732*

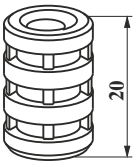


**10-02-163**

**Zawias prawy - 100 x 40 mm**
*Right hinge*
*Rechtes Band*

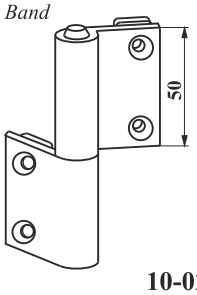


**10-02-200**

**Zawias lewy - 100 x 40 mm**
*Left hinge*
*Linkes Band*

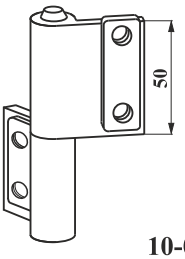


**10-02-201**

**Zawias prawy - 100 x 35 mm do Octanormy / 4mm /**
*Right hinge for Octanorm*
*Rechtes Band für Octanorm*

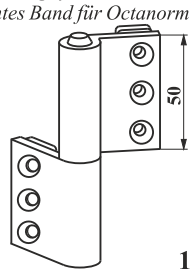


**10-02-208**

**Zawias lewy - 100 x 35 mm do Octanormy / 4mm /**
*Left hinge for Octanorm*
*Linkes Band für Octanorm*

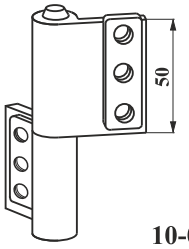


**10-02-209**

**Kątownik narożnikowy 90° 14 x 3 x 45 / 2 x M6**
*Corner angle section*
*Eckwinkel*

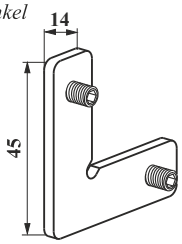


**10-02-500**

**Kątownik narożnikowy 135° 14 x 3 / 3 x M6**
*Corner angle section*
*Eckwinkel*

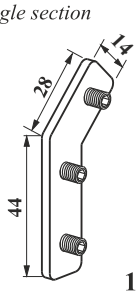


**10-02-501**

**Połączenie stalowe 16 x 3 / 4 x M6**
*Steel joint*
*Stahlverbindung*

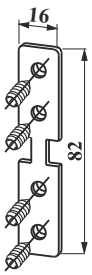


**10-02-502**

**Połączenie stalowe 16 x 3 / 2 x M6**
*Steel joint*
*Stahlverbindung*

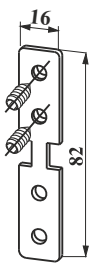


**10-02-503**

**Kątownik podłogowy 16 x 3 / 2 x M6 90°**
*Floor angle section*
*Fussbodenwinkel*

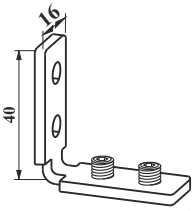


**10-02-504**

2018

IDEAL PPHU

62-081 Chyby, ul. Szamotulska 2
tel. +48/61 814 27 32, +48/61 816 05 69, +48 692 642 880

e-mail: pphu@ideal.net.pl
www.ideal.net.pl

**Kątownik narożnikowy**
**14 x 3 x 45 / 4 x M6 90°**
*Corner angle section*
*Eckwinkel*

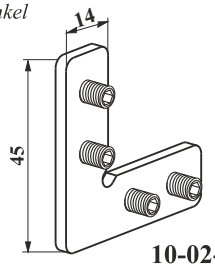


**10-02-505**

**Kątownik podłogowy**
**(14) 16 x 3 / 4 x M6 90°**
*Floor angle section*
*Fussbodenwinkel*

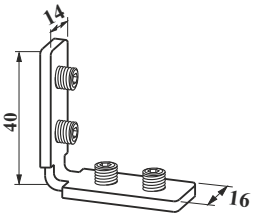


**10-02-506**

**Połączenie stalowe**
**14 x 3 / 4 x M6**
*Steel joint*
*Stahlverbindung*

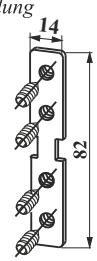


**10-02-508**

**Kątownik podłogowy**
**14 x 3 / 4 x M6 90°**
*Floor angle section*
*Fussbodenwinkel*

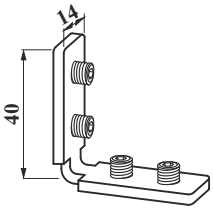


**10-02-509**

**Łącznik do A4732 Ø14**
*Connector for A4732*
*Verbinder für A4732*

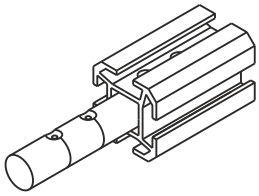

**10-02-510**

**Kątownik podłogowy**
**16 x 3 / 4 x M6 90°**
*Floor angle section*
*Fussbodenwinkel*

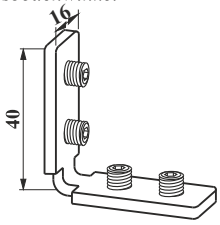


**10-02-511**

**Kątownik podłogowy**
**16 x 3 / 4 x M6 135°**
*Floor angle section*
*Fussbodenwinkel*

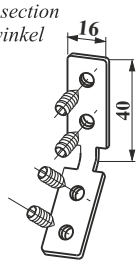


**10-02-512**

**Kątownik narożnikowy**
**do Octanormy / 4 mm / 135°**
*Corner angle section for Octanorm*
*Eckwinkel für Octanorm*

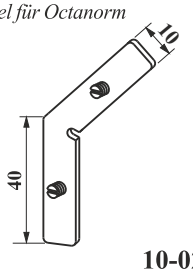


**10-02-513**

**Połączenie stalowe**
**(14) 16 x 3 / 2 x M6**
*Floor angle section*
*Fussbodenwinkel*

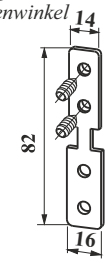


**10-02-514**

**Kątownik podłogowy**
**(14) 16 x 3 / 2 x M6 90°**
*Floor angle section*
*Fussbodenwinkel*

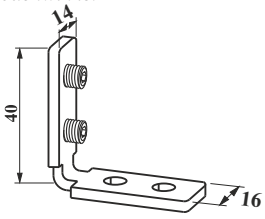


**10-02-515**

**Kątownik narożnikowy**
**16 x 3 x 45 / 4 x M6 90°**
*Corner angle section*
*Eckwinkel*

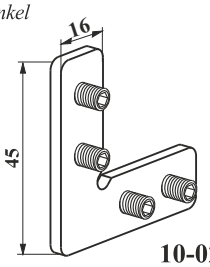


**10-02-516**

**Kątownik narożnikowy**
**16 x 3 / 4 x M6 135°**
*Corner angle section*
*Eckwinkel*

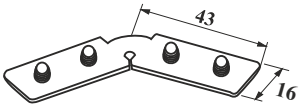


**10-02-517**

**Tabletka oporowa**
**14 x 16**
*Resistance tablet*
*Stützstafel*

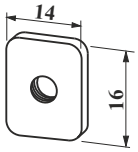


**(M6) 10-02-518**
**(M5) 10-02-518/01**

**Tabletka oporowa**
**14 x 3 / 2 x M6**
*Resistance tablet*
*Stützstafel*

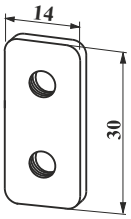


**10-02-519**

**Tabletka oporowa**
**14 x 3 / 2 x M6**
*Resistance tablet*
*Stützstafel*

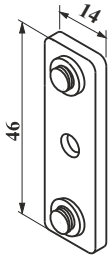


**10-02-520**

**Tabletka oporowa**
**14 x 3 / 3 x M6**
*Resistance tablet*
*Stützstafel*

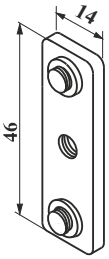


**10-02-521**

**Tabletka do Octanormy**
**10 x 3 / 3 x M4**
*Tablet for Octanorm*
*Tafel für Octanorm*

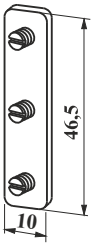


**10-02-522**

**Blokada do drzwi**
**14 x 16 x 3 / M6**
*Blocade for door*
*Türsperre*

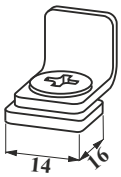


**10-02-523**

**Blokada do drzwi**
**14 x 3 / 3 x M6**
*Blocade for door*
*Türsperre*

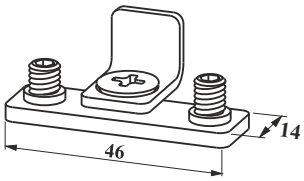


**10-02-525**

**Hak do mocowania fryzu**
*Hook for frieze fastening*
*Blendebefestigungshaken*

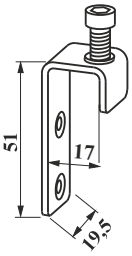


**10-02-526**

IDEAL PPHU

62-081 Chyby, ul. Szamotulska 2
tel. +48/61 814 27 32, +48/61 816 05 69, +48 692 642 880

e-mail: pphu@ideal.net.pl
www.ideal.net.pl

# 10 - 04 - ..... . AKCESORIA DO RAMEK

*Accessories for frames*
*Akzessorien für Rahmen*

**Zawieszka do ramki A5604**
*Suspension for frame A5604*
*Aufhängung für Rahme A5604*

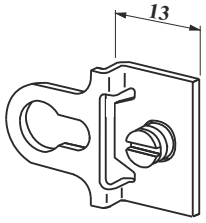


**10-04-032**

**Kątownik do ramki A6074 / A6075**
*Angle for frame A6074, A6075*
*Winkel für Rahme A6074, A6075*

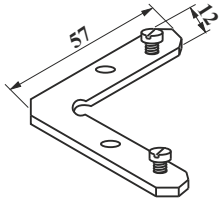


**10-04-054**

**Sprężyna zatrzaskowa do ramki A6074 / A6075**
*Latching spring for frame A6074, A6075*
*Riegelfeder für Rahme A6074, A6075*

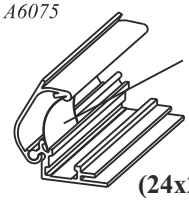

**(24x26)10-04-055**
**(24x28)10-04-077**

**Kątownik do A6212 /32 x 32/**
*Angle for A6212*
*Winkel für A6212*

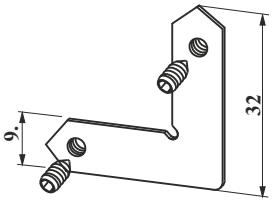


**10-04-057**

**Kątownik / 40x40 /**
*Angle /40x40/*
*Winkel /40x40/*

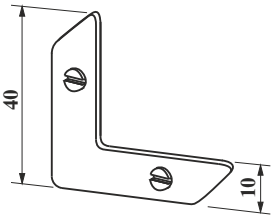


**10-04-057/02**

**Kątownik do A5604 /36 x 36/**
*Angle for A5604*
*Winkel für A5604*

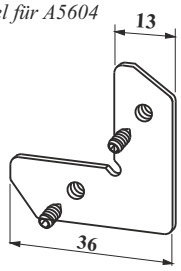


**10-04-058**

**Podkładka kątownika do A5604**
*Pad for A5604*
*Unterlegsprofil für A5604*

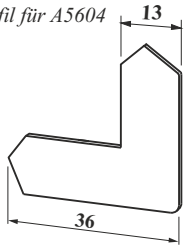


**10-04-058/01**

**Kątownik do ram OWZ - 25 mm**
*Angle for frame*
*Winkel für Rahme*




**10-04-063**

**Zawieszka do ramki A6212**
*Suspension for frame A6212*
*Aufhängung für Rahme A6212*

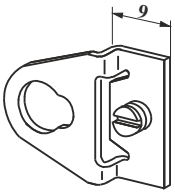


**10-04-066**

**Sprężyna dociskowa do ramki A5604**
*Pressing spring for frame A5604*
*Andrückfeder für Rahme A5604*

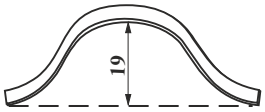


**10-04-075**

**Sprężyna dociskowa do ramki A5604, A6212**
*Pressing spring for frame A5604, A6212*
*Andrückfeder für Rahme A5604, A6212*

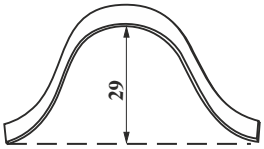


**10-04-076**

**Zaślepki do A6074 /A6075 komplet**
*Plugs for A6074/A6075 set*
*Verschlußpropfen für A6074/6075 Satz*

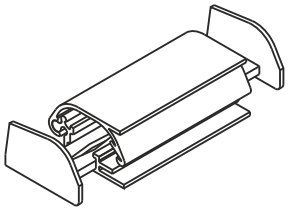

**10-04-171**

**Głowica narożnikowa do A6074 / A6075**
*Corner head for A6074/A6075*
*Eckkopf für A6074/A6075*

**10-04-660**
**metalizowana 10-04-680**
*metallized, metallisiert 10-04-680*

**Głowica narożnikowa do ramki A5415**
*Corner head for frame A5415*
*Eckkopf für Rahme A5415*

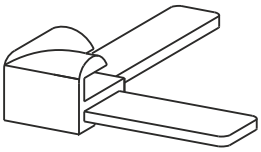

**10-04-688**
**metalizowana 10-04-708**
*metallized, metallisiert 10-04-708*

**Głowica narożnikowa do ramki A6212**
*Corner head for frame A6212*
*Eckkopf für Rahme A6212*

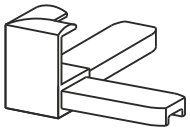

**10-04-689**
**metalizowana 10-04-709**
*metallized, metallisiert 10-04-709*

**Głowica narożnikowa do ramki A5604**
*Corner head for frame A5604*
*Eckkopf für Rahme A5604*

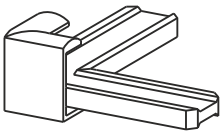

**10-04-690**
**metalizowana 10-04-710**
*metallized, metallisiert 10-04-710*

2018

IDEAL PPHU

62-081 Chyby, ul. Szamotulska 2
tel. +48/61 814 27 32, +48/61 816 05 69, +48 692 642 880

e-mail: pphu@ideal.net.pl
www.ideal.net.pl

| | | | |
|---|---|---|---|
| **Sprężyna zatrzaskowa do ram OWZ - 25 mm**<br>*Latching spring for frames OWZ - 25 mm*<br>*Riegelfeder für Rahmen OWZ - 25 mm*<br> 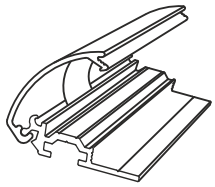 <br>**(16x21x0,25)10-04-078**<br>**(16x21x0,15)10-04-078/01** | **Kątownik do ram OWZ - 25 mm**<br>*Angle for frames OWZ - 25 mm*<br>*Winkel für Rahmen OWZ - 25 mm*<br> 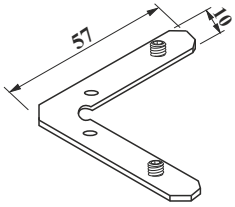 <br>**10-04-180** | **Zaślepki do ram OWZ - 25 mm komplet**<br>*Plugs for frames OWZ - 25 mm set*<br>*Verschlußpropfen für Rahmen OWZ - 25 mm Satz*<br> 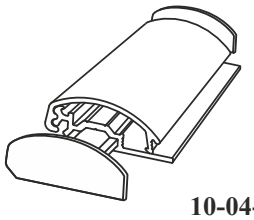 <br>**10-04-181** | |

## NOWOŚCI W NASZEJ OFERCIE:

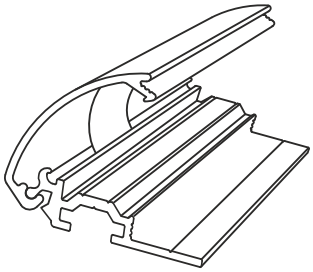

- **Nr 10-04-078 / 10-04-078/01**

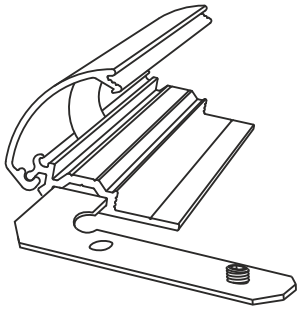

- **Nr 10-04-180**

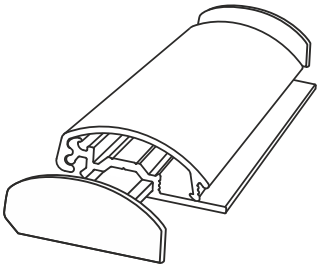

- **Nr 10-04-181**

IDEAL PPHU

62-081 Chyby, ul. Szamotulska 2
tel. +48/61 814 27 32, +48/61 816 05 69, +48 692 642 880

e-mail: pphu@ideal.net.pl
www.ideal.net.pl

# 10 - 07 - ..... . ZAMKI DO ŁĄCZENIA PROFILI

*Locks for connecting profiles*
*Profilverbindungsschlösser*

**Redukcja zamka F+T z 12 x 21 na 12 x 38 - do Octanormy**
*Lock reduction from 12x21 to 12x38 for Octanorm*
*Schlossreduktion von 12x21 auf 12x38 für Octanorm*

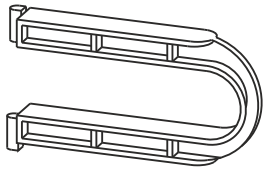

**10-07-190**

**Zamek 16,5 x 16,5 - popularny, odwrotny**
*Lock 16,5x16,5mm popular, reverse*
*Schloss 16,5x16,5mm populär*

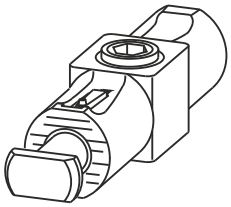

**10-07-395**

**Zamek 16,5 x 16,5 - popularny**
*Lock 16,5x16,5mm popular*
*Schloss 16,5x16,5mm populär*

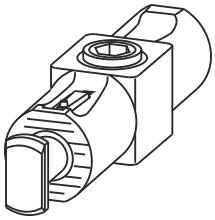

**10-07-396**

**Zamek 16 x 16 / 9 mm Ø14**
*Lock 16x16/9mm*
*Schloss 16x16/9mm*

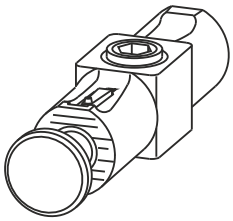

**10-07-400**

**Zamek 16 x 16 - popularny**
*Lock 16x16 - popular*
*Schloss 16x16 - populär*

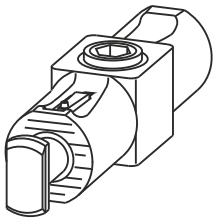

**10-07-401**

**Zamek 16 x 16 - nożycowy 90°**
*Lock 16x16 - scissor - shaped*
*Scherenschloss 16x16*

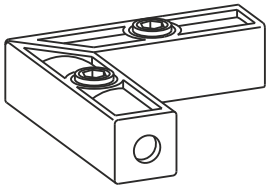

**10-07-402**

**Zamek 16 x 16 - nożycowy 135°**
*Lock 16x16 - scissor - shaped*
*Scherenschloss16x16*



**10-07-403**

**Zamek 16 x 16 - prawy 45°**
*Lock 16x16 right*
*Rechtes Schloss 16x16*

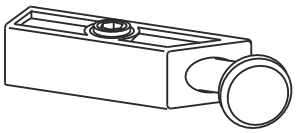

**10-07-404**

**Zamek 16 x 16 - lewy 45°**
*Lock 16x16 left*
*Linkes Schloss 16x16*

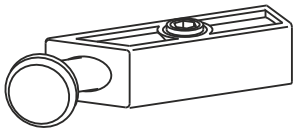

**10-07-405**

**Zamek 16 x 16 - prawy 67,5°**
*Lock 16x16 right*
*Rechtes Schloss 16x16*

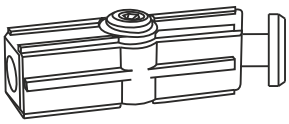

**10-07-406**

**Zamek 16 x 16 - lewy 67,5°**
*Lock 16x16 left*
*Linkes Schloss 16x16*

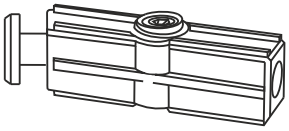

**10-07-407**

**Zamek 16 x 16 / 7 mm Ø16**
*Lock 16x16/7 mm*
*Schloss 16x16/7 mm*



**10-07-408**

**Zamek 16 x 16 / 7 mm Ø14**
*Lock 16x16/7 mm*
*Schloss 16x16/7 mm*

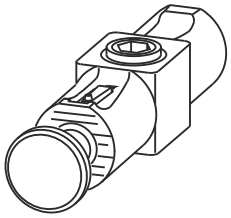

**10-07-409**

**Zamek 16 x 16 - popularny, odwrotny**
*Lock 16x16 popular, reverse*
*Reversierschloss 16x16 populär*

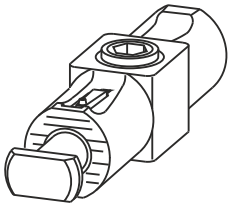

**10-07-410**

**Zamek 16 x 16 - nożycowy, wewnętrzny 90°**
*Lock 16x16 scissor - shaped, internal*
*Scherenschloss 16x16 - Innenschere*

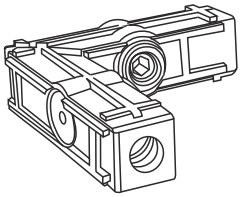

**10-07-413**

**Zamek 16 x 16 - nożycowy, zewnętrzny 90°**
*Lock 16x16 scissor - shaped, external*
*Scherenschloss 16x16 - Außenschere*

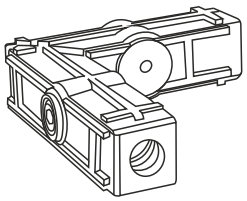

**10-07-414**

2018

IDEAL PPHU

62-081 Chyby, ul. Szamotulska 2
tel. +48/61 814 27 32, +48/61 816 05 69, +48 692 642 880

e-mail: pphu@ideal.net.pl
www.ideal.net.pl

**Zamek 16 x 16 - nożycowy, wewnętrzny 135°**
*Lock 16x16 scissor - shaped, internal*
*Scherenschloss 16x16 - Innenschere*

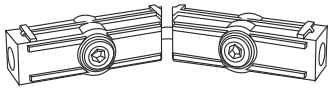

**10-07-415**

**Zamek 16 x 16 - nożycowy, zewnętrzny 135°**
*Lock 16x16 scissor - shaped, external*
*Scherenschloss 16x16 - Außenschere*

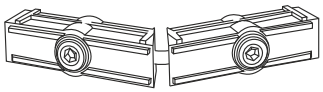

**10-07-416**

**Zamek 16 x 16 - zewnętrzny 45°**
*Lock 16x16 external*
*Schloss 16x16 außen*

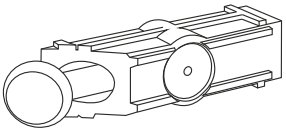

**10-07-417**

**Zamek 16 x 16 - wewnętrzny 45°**
*Lock 16x16 internal*
*Schloss 16x16 innen*

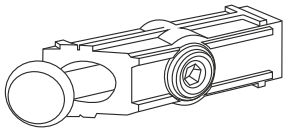

**10-07-418**

**Zamek 16 x 16 - zewnętrzny 67,5°**
*Lock 16x16 external*
*Schloss 16x16 außen*

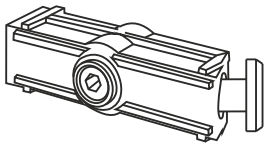

**10-07-419**

**Zamek 16 x 16 - wewnętrzny 67,5°**
*Lock 16x16 internal*
*Schloss 16x16 innen*

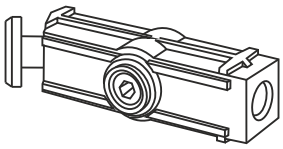

**10-07-420**

**Zamek 26 x 35 - popularny**
*Lock 26x35 popular*
*Schloss 26x35 populär*

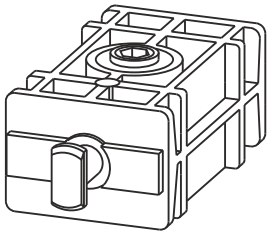

**10-07-421**

**Zamek 15 x 21- popularny**
*Lock 15x21 popular*
*Schloss 15x21 populär*

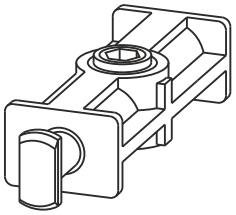

**10-07-431**

**Zamek 15 x 17- nożycowy, wewnętrzny 90°**
*Lock 15x17 scissor - shaped, internal*
*Scherenschloss 15x17 Innenschere*

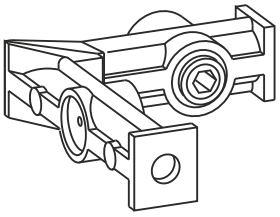

**10-07-433**

**Zamek 15 x 17 - nożycowy, zewnętrzny 90°**
*Lock 15x17 scissor - shaped, external*
*Scherenschloss 15x17 Aussenschere*

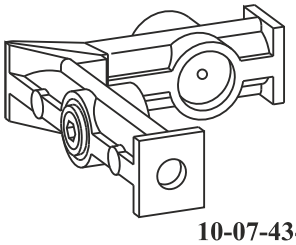

**10-07-434**

**Zamek 15 x 17 - zewnętrzny 45°**
*Lock 15x17 external*
*Schloss 15x17 außen*

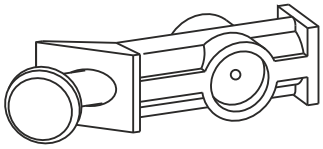

**10-07-437**

**Zamek 15 x 17 - wewnętrzny 45°**
*Lock 15x17 internal*
*Schloss 15x17 innen*

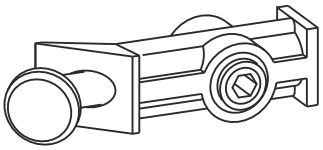

**10-07-438**

**Zamek 15 x 17 - popularny**
*Lock 15x17 popular*
*Schloss 15x17 populär*

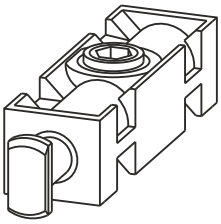

**10-07-439**

**Zamek 17 x 15 - zewnętrzny 45°**
*Lock 17x15 external*
*Schloss 17x15 außen*

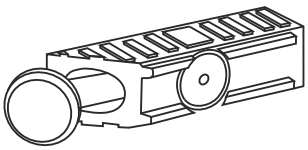

**10-07-441**

**Zamek 17 x 15 - wewnętrzny 45°**
*Lock 17x15 internal*
*Schloss 17x15 innen*

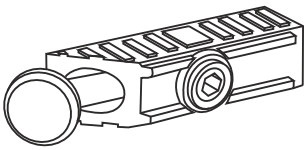

**10-07-442**

**Zamek 17 x 15 - nożycowy, zewnętrzny 90°**
*Lock 17x15 scissor - shaped, external*
*Scherenschloss 17x15 Aussenschere*

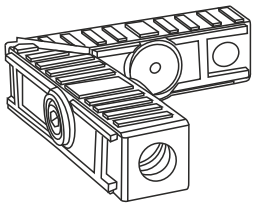

**10-07-443**

**Zamek 17 x 15 - nożycowy, wewnętrzny 90°**
*Lock 17x15 scissor - shaped, internal*
*Scherenschloss 17x15 Innenschere*

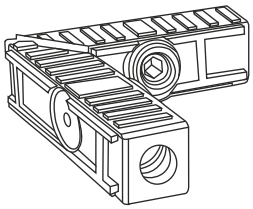

**10-07-444**

**Zamek 17 x 15 - nożycowy, zewnętrzny 135°**
*Lock 17x15 scissor - shaped, external*
*Scherenschloss 17x15 Aussenschere*

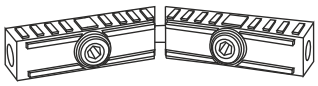

**10-07-445**

**Zamek 17 x 15 - nożycowy, wewnętrzny 135°**
*Lock 17x15 scissor - shaped, internal*
*Scherenschloss 17x15 Innenschere*

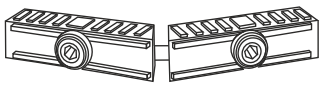

**10-07-446**

**Zamek 17 x 15 - wewnętrzny 67,5°**
*Lock 17x15 internal*
*Schloss 17x15 innen*

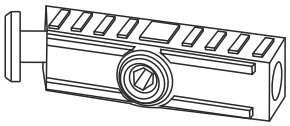

**10-07-447**

IDEAL PPHU

62-081 Chyby, ul. Szamotulska 2
tel. +48/61 814 27 32, +48/61 816 05 69, +48 692 642 880

e-mail: pphu@ideal.net.pl
www.ideal.net.pl

**Zamek 17 x 15 - zewnętrzny 67,5°**
*Lock 17x15 external*
*Schloss 17x15 aussen*

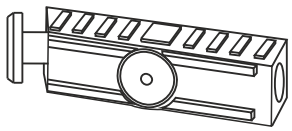

**10-07-448**

**Zamek 15 x 17 - popularny, odwrotny**
*Lock 15x17 popular, reverse*
*Reversierschloss 15x17 populär*

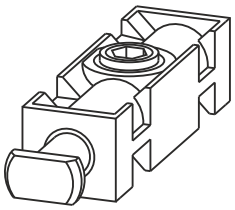

**10-07-449**

**Zamek 14 x 14 / 9mm Ø14**
*Lock 14x14/9mm*
*Schloss14x14/9mm*

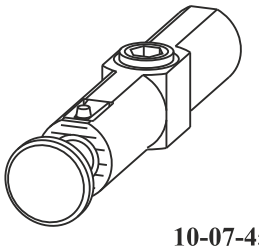

**10-07-450**

**Zamek 14 x 14 - popularny**
*Lock 14x14/9mm normal*
*Schloss 14x14/9mm populär*

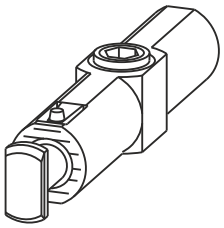

**10-07-451**

**Zamek 14 x 14 - nożycowy 90°**
*Lock 14x14 scissor - shaped*
*Scherenschloss 14x14*

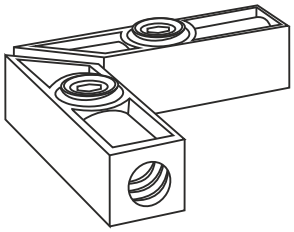

**10-07-452**

**Zamek 14 x 14 - nożycowy 135°**
*Lock 14x14 scissor - shaped*
*Scherenschloss 14x14*

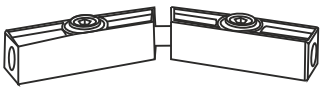

**10-07-453**

**Zamek 14 x 14 - prawy 45°**
*Lock 14x14 right*
*Rechtes Schloss 14x14*

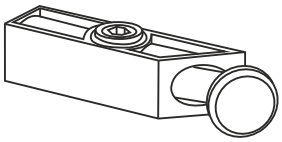

**10-07-454**

**Zamek 14 x 14 - lewy 45°**
*Lock 14x14 left*
*Linkes Schloss 14x14*

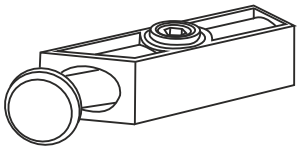

**10-07-455**

**Zamek 14 x 14 - prawy 67,5°**
*Lock 14x14 right*
*Rechtes Schloss 14x14*

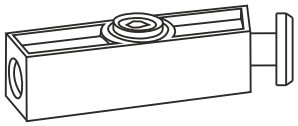

**10-07-456**

**Zamek 14 x 14 - lewy 67,5°**
*Lock 14x14 left*
*Linkes Schloss 14x14*

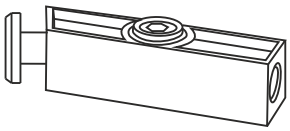

**10-07-457**

**Zamek 14 x 14 / 7,5 mm Ø14**
*Lock 14x14/7,5mm*
*Schloss 14x14/7,5mm*

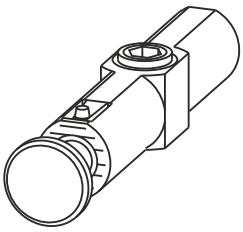

**10-07-459**

**Zamek 14 x 14 - popularny, odwrotny**
*Lock 14x14 popular, reverse*
*Reversierschloss 14x14 populär*

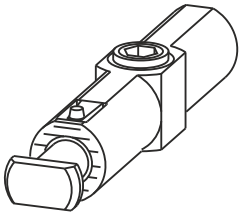

**10-07-460**

**Zamek 14 x 14 - nożycowy, wewnętrzny 90°**
*Lock 14x14 scissor - shaped, internal*
*Scherenschloss 14x14 Innenschere*

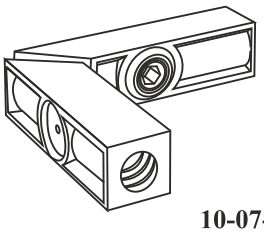

**10-07-463**

**Zamek 14 x 14 - nożycowy, zewnętrzny 90°**
*Lock 14x14 scissor - shaped, external*
*Scherenschloss 14x14 Aussenschere*

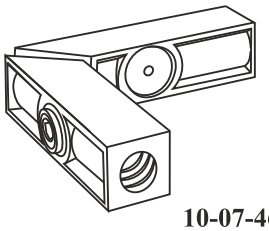

**10-07-464**

**Zamek 14 x 14 - nożycowy, wewnętrzny 135°**
*Lock 14x14 scissor - shaped, internal*
*Scherenschloss 14x14 Innenschere*

**10-07-465**

**Zamek 14 x 14 - nożycowy, zewnętrzny 135°**
*Lock 14x14 scissor - shaped, external*
*Scherenschloss 14x14 Aussenschere*

**10-07-466**

**Zamek 14 x 14 - zewnętrzny 45°**
*Lock 14x14 external*
*Schloss 14x14 außen*

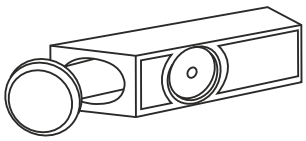

**10-07-467**

**Zamek 14 x 14 - wewnętrzny 45°**
*Lock 14x14 internal*
*Schloss 14x14 innen*

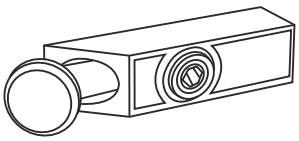

**10-07-468**

**Zamek 14 x 14 - zewnętrzny 67,5°**
*Lock 14x14 external*
*Schloss 14x14 außen*

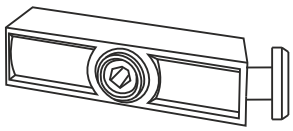

**10-07-469**

**Zamek 14 x 14 - wewnętrzny 67,5°**
*Lock 14x14 internal*
*Schloss 14x14 innen*

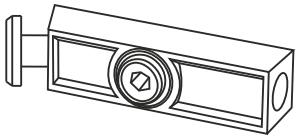

**10-07-470**

2018

IDEAL PPHU

62-081 Chyby, ul. Szamotulska 2
tel. +48/61 814 27 32, +48/61 816 05 69, +48 692 642 880

e-mail: pphu@ideal.net.pl
www.ideal.net.pl

**Zamek 17 x 15 - popularny**
*Lock 17x15 popular*
*Schloss 17x15 populär*

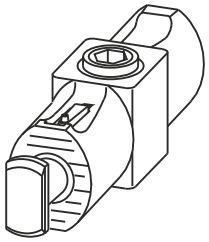

**10-07-471**

**Zamek 17 x 15 - nożycowy 90°**
*Lock 17x15 scissor - shaped*
*Scherenschloss 17x15*

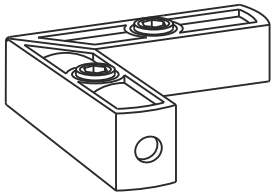

**10-07-472**

**Zamek 17 x 15 - nożycowy 135°**
*Lock 17x15 scissor - shaped*
*Scherenschloss 17x15*

**10-07-473**

**Zamek 17 x 15 - prawy 45°**
*Lock 17x15 right*
*Rechtes Schloss 17x15*

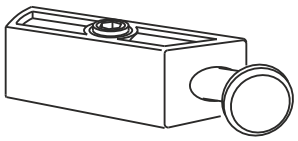

**10-07-474**

**Zamek 17 x 15 - lewy 45°**
*Lock 17x15 left*
*Linkes Schloss 17x15*

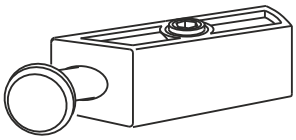

**10-07-475**

**Zamek 17 x 15 - prawy 67,5°**
*Lock 17x15 right*
*Rechtes Schloss 17x15*

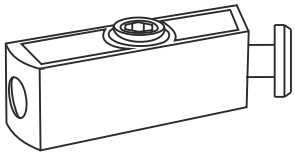

**10-07-476**

**Zamek 17 x 15 - lewy 67,5°**
*Lock 17x15 left*
*Linkes Schloss 17x15*

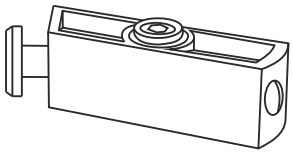

**10-07-477**

**Zamek 17 x 15 / 9 mm Ø14**
*Lock 17x15/9mm*
*Schloss17x15/9mm*

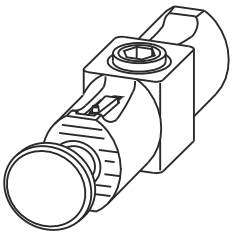

**10-07-478**

**Zamek 17 x 15 / 7,5 mm Ø14**
*Lock 17x15/7,5mm*
*Schloss17x15/7,5mm*

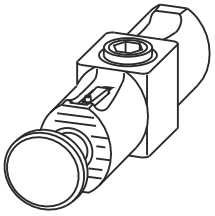

**10-07-479**

**Zamek 17 x 15 - popularny, odwrotny**
*Lock 17x15 popular, reverse*
*Reversierschloss 17x15 populär*

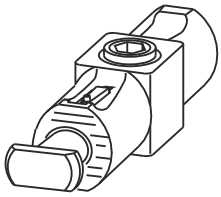

**10-07-480**

**Zamek 18 x 18 - popularny**
*Lock 18x18 popular*
*Schloss 18x18 populär*

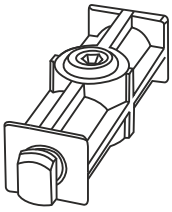

**10-07-481**

**Zamek 20 x 20 / 9 mm Ø13**
*Lock 20x20/9mm*
*Schloss 20x20/9mm*

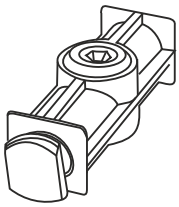

**10-07-482**

**Zamek 21 x 21 - popularny**
*Lock 21x21 popular*
*Schloss 21x21 populär*

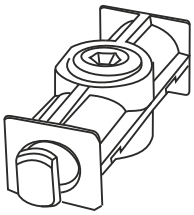

**10-07-483**

**Zamek 20 x 20 - popularny**
*Lock 20x20 popular*
*Schloss 20x20 populär*

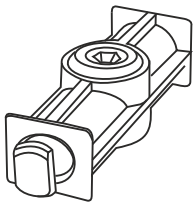

**10-07-484**

**Zamek 20 x 20 - popularny 11,8 mm**
*Lock 20x20/11,8mm*
*Schloss 20x20/11,8mm*

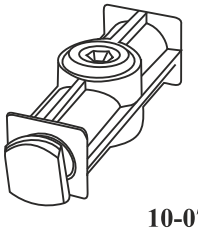

**10-07-485**

**Zamek 20 x 20 / 11,8 mm Ø19,5**
*Lock 20x20/11,8mm*
*Schloss 20x20/11,8mm*

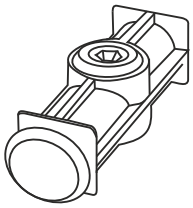

**10-07-488**

**Zamek 18 x 18 / 7,5 mm Ø14**
*Lock 18x18/7,5mm*
*Schloss 18x18/7,5mm*

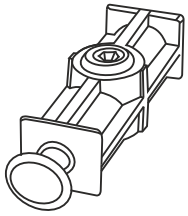

**10-07-489**

**Zamek 18 x 18 - popularny, odwrotny**
*Lock 18x18 popular, reverse*
*Reversierschloss 18x18 populär*

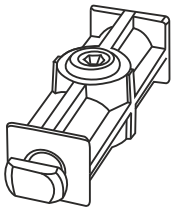

**10-07-490**

**Zamek 17 x 17 - popularny**
*Lock 17x17 popular*
*Schloss 17x17 populär*

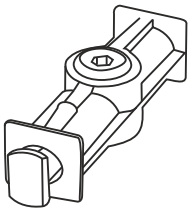

**10-07-491**

**Zamek 17 x 17 - popularny, odwrotny**
*Lock 17x17 popular, reverse*
*Reversierschloss 17x17 populär*

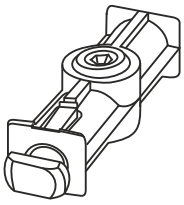

**10-07-492**

IDEAL PPHU

62-081 Chyby, ul. Szamotulska 2
tel. +48/61 814 27 32, +48/61 816 05 69, +48 692 642 880

e-mail: pphu@ideal.net.pl
www.ideal.net.pl

**Zamek 14 x 14 - równoległy**

*Parallel lock 14x14*
*Parallelschloss 14x14*

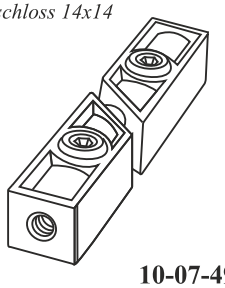

**10-07-493**

**Zamek 16 x 16 - równoległy**

*Parallel lock 16x16*
*Parallelschloss 16x16*

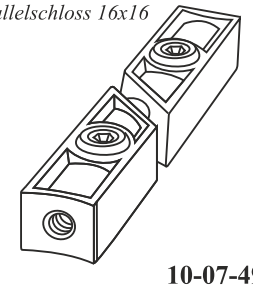

**10-07-494**

**Zamek 17 x 15 - równoległy**

*Parallel lock 17x15*
*Parallelschloss 17x15*

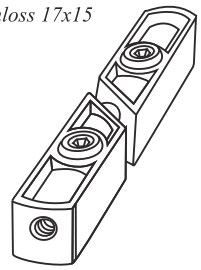

**10-07-495**

**Zamek metalowy Z1/30 12x21**

*Metal lock Z1/30 12x21*
*Metallschloss Z1/30 12x21*

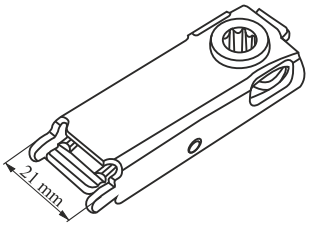


**10-07-643**

**Zamek klamra A x B mm**

*Lock clamp AxB mm*
*Klammer-Schloss AxB mm*

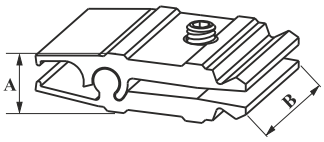


*B – szerokość dowolna*

**Zamek klamra A x B mm**

| INDEKS | wym. A | wym. B |
|---|---|---|
| 10-07-605 | 14 | 25 |
| 10-07-612 | 16 | 30 |
| 10-07-614 | 16 | 36 |
| 10-07-618 | 14 | 38 |
| 10-07-630 | 14 | 50 |
| 10-07-635 | 16 | 21 |
| 10-07-662 | 16 | 32 |

**Zamek klamra kątowy A x B mm**

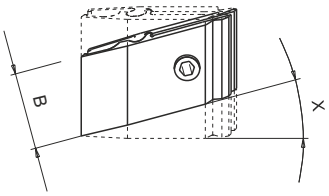


*X – kąt dowolny*
*B – szerokość dowolna*

**Zamek do rury FALCOM Ø22**

*Lock FALCOM*
*Schloss FALCOM*

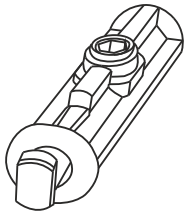

**15-02-007**

**W celu uniknięcia ewentualnych nieporozumień przy zamawianiu naszych zamków do łączenia profili aluminiowych, przedstawiamy Państwu zasadę ustalania ich nazwy wymiarowej:**
**pierwszy wymiar występujący w nazwie zamka jest wymiarem mierzonym wzdłuż osi przebiegającej przez wkręt imbusowy, tak jak na przykładowych rysunkach poniżej. W zamówieniach prosimy podawać nazwę wyrobu oraz jego numer katalogowy.**

*To avoid any misunderstandings when ordering our locks we wish to show you the principle of naming them:*
*The first measurement of the lock is made along the axis which runs trough screw opening as presented in the pictures.*
*When ordering please indicate the name of the item and its catalouge number.*

*Um etwaige Mißverständisse bei der Bestellung unserer Schlösser fürs Verbinden der Aluprofile zu vermeiden, stellen wir Ihnen die Prinzipien der Bestimmung ihren Maßnamen vor:*
*Das erste im Namen des Schloßes auftretende Maß ist längest der Achse der Imbusschraube gemessene Maß, so wie auf den Zeichnungen unten beispielsweise dargestellt wurde. Bei den Aufträgen geben Sie bitte den Namen des Artikels und seine Katalognummer an.*

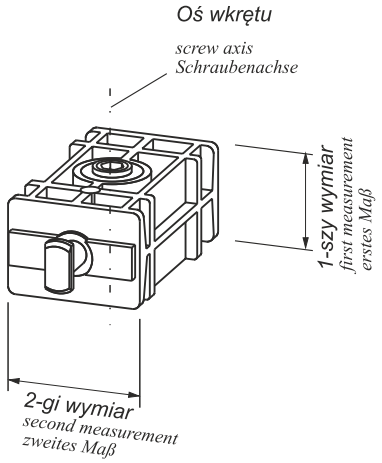


**Zamek 26 x 35 popularny**

*Lock 26x35 popular*
*Schloß 26x35 populär*

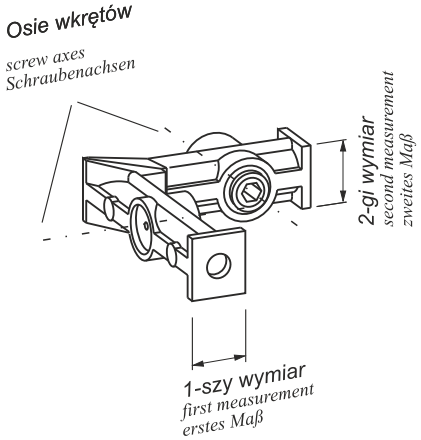


**Zamek 15 x 17 / 90° nożycowy, wewnętrzny**

*Lock 15x17/90° scissor-shaped, internal*
*Scherenschloß 15x17/90° Innenschere*

**Przykłady montażu i zastosowania zamków na str. 38**
*The examples of installation and use of locks on the page 38*
*Beispiele der Montage und Anwendung der Schlösser auf Seite 38*

IDEAL PPHU

62-081 Chyby, ul. Szamotulska 2
tel. +48/61 814 27 32, +48/61 816 05 69, +48 692 642 880

e-mail: pphu@ideal.net.pl
www.ideal.net.pl

# 10 - 08 - ..... . GŁOWICE NAROŻNIKOWE

*Corner heads*
*Eckverbinder*

| NAZWA<br>*Name* | MATERIAŁ: ABS<br>*material: ABS* | DOSTĘPNE KOLORY*<br>*(available colours, zugängliche Farben)* | |
|---|---|---|---|
| | BIAŁY, CZARNY, POPIEL<br>*white weiß, black schwarz, grey grau* | METALIZOWANIE LUB GALWANIZOWANIE<br>*metalized or galvanized metallisiert oder galvanisiert* | |
| | | SREBRNE<br>*silver silber* | ZŁOCONA<br>*golden* |
| -1- | -2- | -3- | -4- |
| **Głowica narożnikowa do A6036 / A6037 - 4 x 90°**<br>*Corner head for A6036/A6037 - 4x90°*<br>*Eckverbinder für A6036/A6037 - 4x90°* | 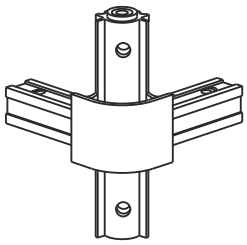 <br>**10-08-601** | **10-08-621** | **10-08-701** |
| **Głowica narożnikowa do A6036 / A6037 - 3 x 90°**<br>*Corner head for A6036/A6037 - 3x90°*<br>*Eckverbinder für A6036/A6037 - 3x90°* | 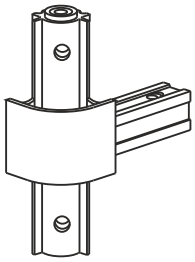 <br>**10-08-602** | **10-08-622** | **10-08-702** |
| **Głowica narożnikowa do P 115 /COPAL/ - 3 x 90°**<br>*Corner head for P115 /COPAL/ - 3x90°*<br>*Eckverbinder für P115 /COPAL/ - 3x90°* | 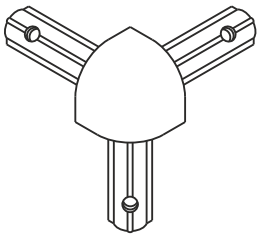 <br>**10-08-610** | **10-08-630** | **10-08-710** |

IDEAL PPHU

62-081 Chyby, ul. Szamotulska 2
tel. +48/61 814 27 32, +48/61 816 05 69, +48 692 642 880

e-mail: pphu@ideal.net.pl
www.ideal.net.pl

| -1- | -2- | -3- | -4- |
|---|---|---|---|
| **Głowica narożnikowa do P 115 /COPAL/ - 2 x 90°**<br>*Corner head for P115 /COPAL/ - 2x90°*<br>*Eckverbinder für P115 /COPAL/ - 2x90°* | 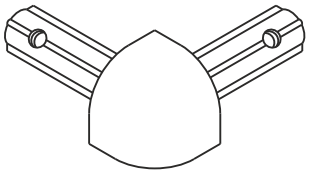 <br>**10-08-611** | **10-08-631** | **10-08-711** |
| **Głowica narożnikowa do A5086 - 3 x 90°**<br>*Corner head for A5086 - 3x90°*<br>*Eckverbinder für A5086 - 3x90°* | 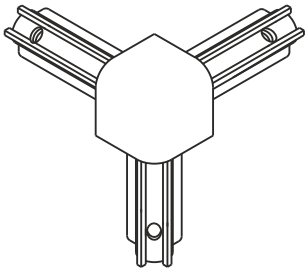 <br>**10-08-644** | **10-08-664** | **10-08-744** |
| **Głowica narożnikowa do A5086 - 2 x 90°**<br>*Corner head for A5086 - 2x90°*<br>*Eckverbinder für A5086 - 2x90°* | 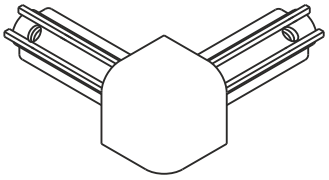 <br>**10-08-645** | **10-08-665** | **10-08-745** |
| **Głowica narożnikowa do SP 20203 - 3 x 90°**<br>*Corner head for SP20203 - 3x90°*<br>*Eckverbinder für SP20203 - 3x90°* | 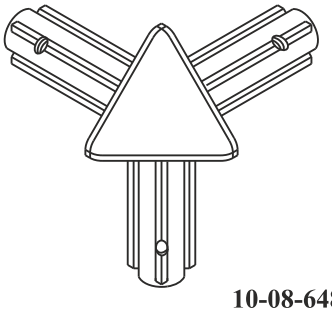 <br>**10-08-648** | **10-08-668** | **10-08-748** |
| **Głowica narożnikowa do SP 20203 / A6128 - 135°**<br>*Corner head for SP20203/A6128 - 135°*<br>*Eckverbinder für SP20203/A6128 - 135°* | 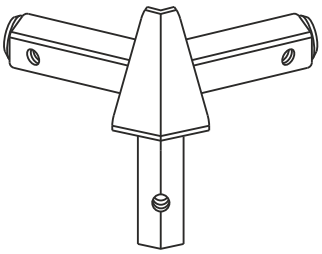 <br>**10-08-649** | **10-08-669** | **10-08-749** |

2018

IDEAL PPHU

62-081 Chyby, ul. Szamotulska 2
tel. +48/61 814 27 32, +48/61 816 05 69, +48 692 642 880

e-mail: pphu@ideal.net.pl
www.ideal.net.pl

| -1- | -2- | -3- | -4- |
|---|---|---|---|
| **Głowica narożnikowa do A6130 / A6128 - 135°**<br>*Corner head for A6130/A6128 - 135°*<br>*Eckverbinder für A6130/A6128 - 135°* | 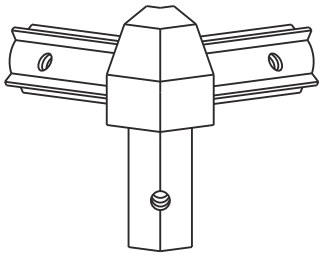 <br>**10-08-651** | **10-08-671** | **10-08-751** |
| **Głowica narożnikowa do A6036 / A6128 - 135°**<br>*Corner head for A6036 / A6128 - 135°*<br>*Eckverbinder für A6036 / A6128 - 135°* | 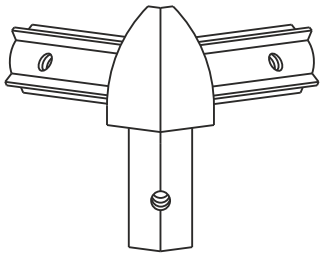 <br>**10-08-652** | **10-08-672** | **10-08-752** |
| **Głowica narożnikowa do A6129 / A6128 - 135°**<br>*Corner head for A6129 / A6128 - 135°*<br>*Eckverbinder für A6129 / A6128 - 135°* | 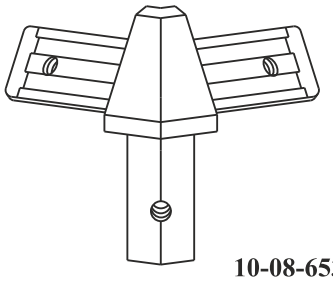 <br>**10-08-653** | **10-08-673** | **10-08-753** |
| **Głowica narożnikowa do A6130 - 3 x 90°**<br>*Corner head for A6130 -3x90°*<br>*Eckverbinder für A6130 - 3x90°* | 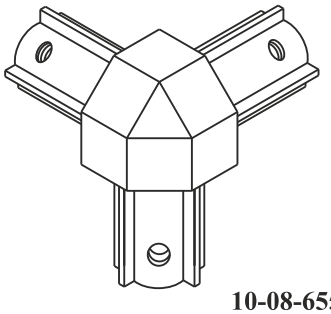 <br>**10-08-655** | **10-08-675** | **10-08-755** |
| **Głowica narożnikowa do A6036 - 3 x 90°**<br>*Corner head for A6036 -3x90°*<br>*Eckverbinder für A6036 - 3x90°* | 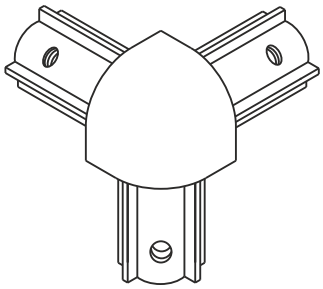 <br>**10-08-656** | **10-08-676** | **10-08-756** |

IDEAL PPHU

62-081 Chyby, ul. Szamotulska 2
tel. +48/61 814 27 32, +48/61 816 05 69, +48 692 642 880

e-mail: pphu@ideal.net.pl
www.ideal.net.pl

| -1- | -2- | -3- | -4- |
|---|---|---|---|
| **Głowica narożnikowa do A6129 - 3 x 90°**<br>*Corner head for A6129 - 3x90°*<br>*Eckverbinder für A6129 - 3x90°* | 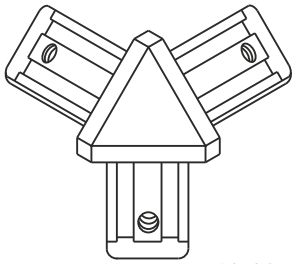 <br>**10-08-657** | **10-08-677** | **10-08-757** |
| **Głowica narożnikowa do A6105 / A6106 / SP 91008 - 3 x 90°**<br>*Corner head for A6105 / A6106 / SP91008 - 3x90°*<br>*Eckverbinder für A6105 / A6106 / SP91008 - 3x90°* | 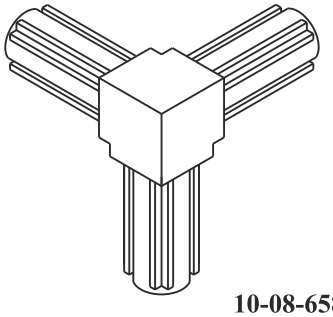 <br>**10-08-658** | **10-08-678** | **10-08-758** |
| **Głowica narożnikowa do A6105 / A6106 / SP 91008 - 4 x 90°**<br>*Corner head for A6105 / A6106 / SP91008 - 4x90°*<br>*Eckverbinder für A6105 / A6106 / SP91008 - 4x90°* | 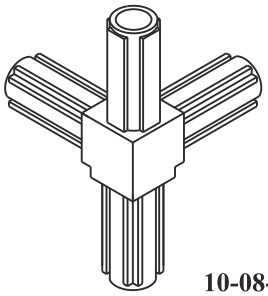 <br>**10-08-659** | **10-08-679** | **10-08-759** |
| **Głowica narożnikowa do SP 20203 - 2 x 90°**<br>*Corner head for SP20203 - 2x90°*<br>*Eckverbinder für SP20203 - 2x90°* | 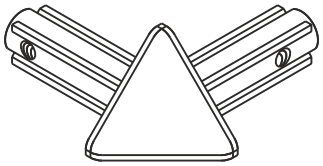 <br>**10-08-660** | **10-08-680** | **10-08-760** |
| **Głowica narożnikowa do A6036 - 2 x 90°**<br>*Corner head for A6036 - 2x90°*<br>*Eckverbinder für A6036 - 2x90°* | 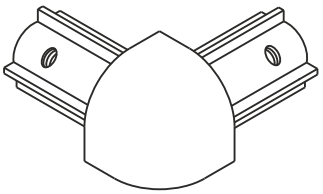 <br>**10-08-661** | **10-08-681** | **10-08-761** |

2018

IDEAL PPHU

62-081 Chyby, ul. Szamotulska 2
tel. +48/61 814 27 32, +48/61 816 05 69, +48 692 642 880

e-mail: pphu@ideal.net.pl
www.ideal.net.pl

| -1- | -2- | -3- | -4- |
|---|---|---|---|
| **Głowica narożnikowa do SP 30295 / SP 31488 - 135°**<br>*Corner head for SP30295/SP31488 - 135°*<br>*Eckverbinder für SP30295/SP31488 - 135°* | 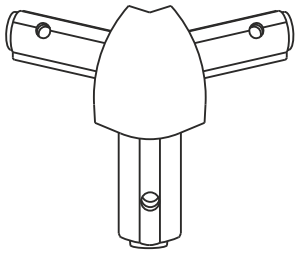 <br>**10-08-662** | **10-08-682** | **10-08-762** |
| **Głowica narożnikowa do SP 30295 - 3 x 90°**<br>*Corner head for SP30295 - 3x90°*<br>*Eckverbinder für SP30295 - 3x90°* | 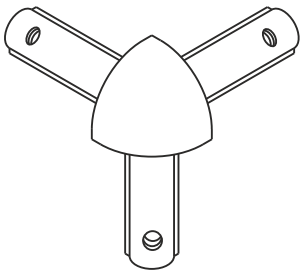 <br>**10-08-663** | **10-08-683** | **10-08-763** |
| **Głowica narożnikowa do SP 30295 - 2 x 90°**<br>*Corner head for SP30295 - 2x90°*<br>*Eckverbinder für SP30295 - 2x90°* | 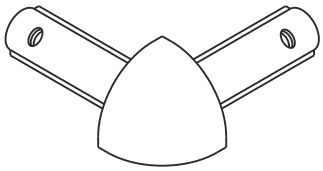 <br>**10-08-682** | **10-08-702** | **10-08-782** |
| **Głowica narożnikowa do A6130 - 2 x 90°**<br>*Corner head for A6130 - 2x90°*<br>*Eckverbinder für A6130 - 2x90°* | 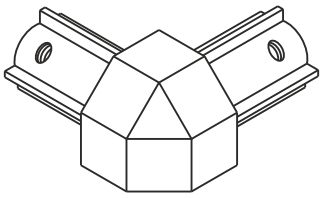 <br>**10-08-684** | **10-08-685** | **10-08-784** |
| **Głowica profilu MAGIT**<br>*Profile frame head MAGIT*<br>*Rahmenprofilkopf MAGIT* | 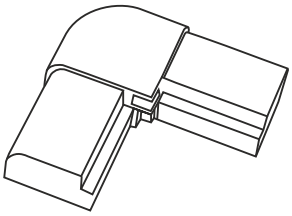 <br>**10-08-786** | 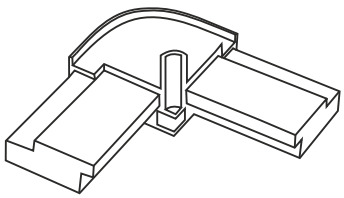 <br>**10-08-787** | |

Dostępne inne kolory na życzenie klienta — Other colours available at customer's request — Zugängliche Farben nach Wunch des Kunden

IDEAL PPHU

62-081 Chyby, ul. Szamotulska 2
tel. +48/61 814 27 32, +48/61 816 05 69, +48 692 642 880

e-mail: pphu@ideal.net.pl
www.ideal.net.pl

# 10 - 09 - ..... . ZAŚLEPKI DO PROFILI

*Hole plugs for profiles*
*Profilabschlussstopfen*

**Zaślepka do SP 30295,M8**
*Hole plug for SP30295*
*Abschlussstopfen für SP30295*

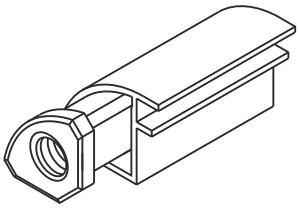

**10-09-011**

**Zaślepka do A4732, M8**
*Hole plug for A4732*
*Abschlussstopfen für A4732*

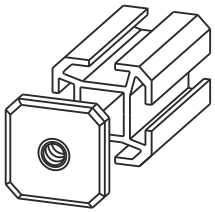

**10-09-012**

**Zaślepka do A6131, M8**
*Hole plug for A6131*
*Abschlussstopfen für A6131*

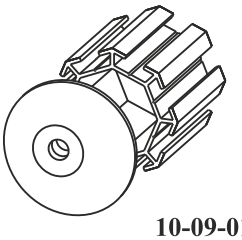

**10-09-013**

**Zaślepka do A4855 - A4858, M10**
*Hole plug for A4855 - A4858*
*Abschlussstopfen für A4855 - A4858*

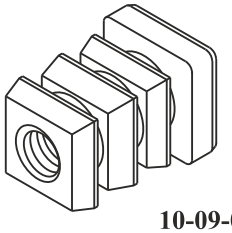

**10-09-014**

**Zaślepka do A6131, M10**
*Hole plug for A6131*
*Verschlußscheibe für A6131*

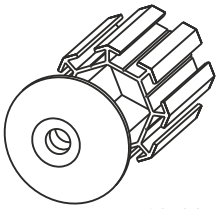

**10-09-015**

**Zaślepka do A4732, M10**
*Hole plug for A4732*
*Verschlußscheibe für A4732*

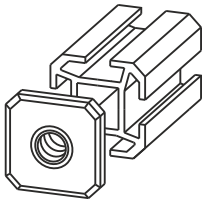

**10-09-016**

**Zaślepka do A6130 / A6036, M10**
*Hole plug for A6130/A6036*
*Verschlußscheibe für A6130/A6036*

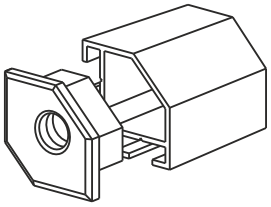

**10-09-017**

**Zaślepka do A5086, M10**
*Hole plug for A5086*
*Verschlußscheibe für A5086*

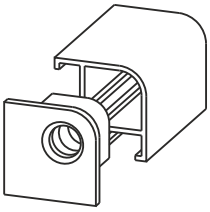

**10-09-018**

**Zaślepka do A6035, M10**
*Hole plug for A6035*
*Abschlussstopfen für A6035*

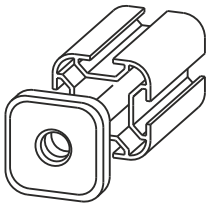

**10-09-019**

**Zaślepka do A6037/A6132, M10**
*Hole plug for A6037/A6132*
*Abschlussstopfen für A6037/A6132*

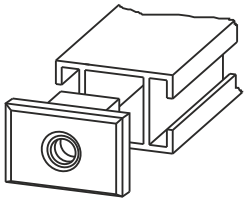

**10-09-020**

**Zaślepka do SP 30144, M10**
*Hole plug for SP30144*
*Abschlussstopfen für SP30144*

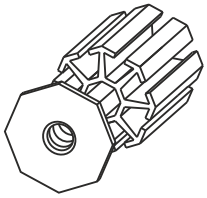

**10-09-021**

**Zaślepka do A6129, M8**
*Hole plug for A6129*
*Abschlussstopfen für A6129*

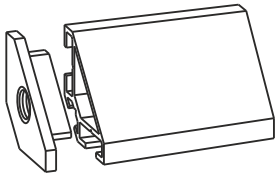

**10-09-023**

**Zaślepka do A6128, M8**
*Hole plug for A6128*
*Abschlussstopfen für A6128*

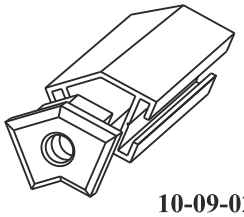

**10-09-024**

**Zaślepka do SP 20203, M8**
*Hole plug for SP20203*
*Abschlussstopfen für SP20203*

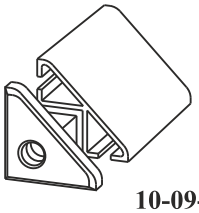

**10-09-025**

**Zaślepka do A6130/A6036, M8**
*Hole plug for A6130/A6036*
*Abschlussstopfen für A6130/A6036*

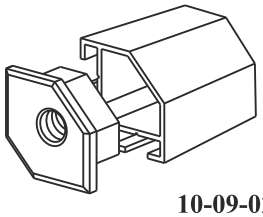

**10-09-027**

**Zaślepka do A5086, M8**
*Hole plug for A5086*
*Abschlussstopfen für A5086*

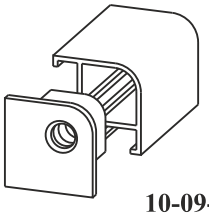

**10-09-028**

2018

IDEAL PPHU

62-081 Chyby, ul. Szamotulska 2
tel. +48/61 814 27 32, +48/61 816 05 69, +48 692 642 880

e-mail: pphu@ideal.net.pl
www.ideal.net.pl

**Zaślepka do A6035, M8**
*Hole plug for A6035*
*Abschlussstopfen für A6035*

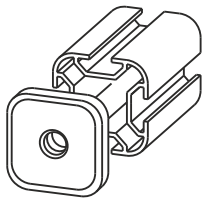

**10-09-029**

**Zaślepka do A6037, M8**
*Hole plug for A6037*
*Abschlussstopfen für A6037*

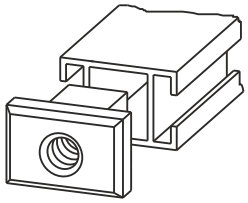

**10-09-030**

**Zaślepka do SP 30144, M8**
*Hole plug for SP30144*
*Abschlussstopfen für SP30144*

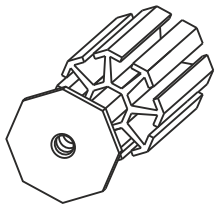

**10-09-031**

**Zaślepka do A4857, M8**
*Hole plug for A4857*
*Abschlussstopfen für A4857*

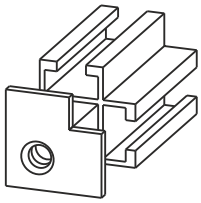

**10-09-034**

**Zaślepka do A4856, M8**
*Hole plug for A4856*
*Abschlussstopfen für A4856*

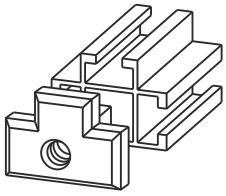

**10-09-035**

**Zaślepka do A4855, M8**
*Hole plug for A4855*
*Abschlussstopfen für A4855*

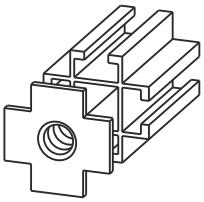

**10-09-036**

**Zaślepka /40x40x2/, M10**
*Hole plug*
*Abschlussstopfen*

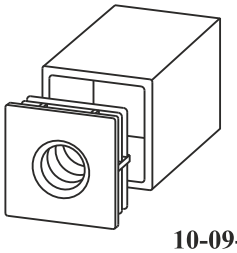

**10-09-050**

**Zaślepka /60x40x2/**
*Hole plug*
*Abschlussstopfen*

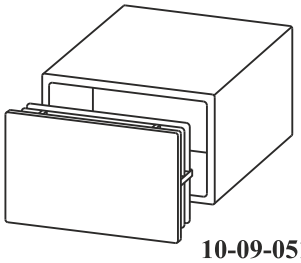

**10-09-051**

**Zaślepka /50x50x1-2,5/**
*Hole plug*
*Abschlussstopfen*

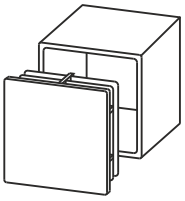

**10-09-052**

**Zaślepka /25x15x1,5/**
*Hole plug*
*Abschlussstopfen*

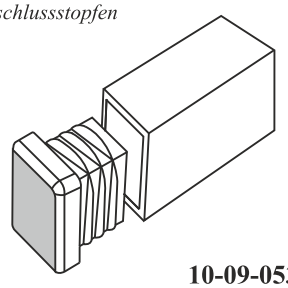

**10-09-053**

**Zaślepka /80x80x2/**
*Hole plug*
*Abschlussstopfen*

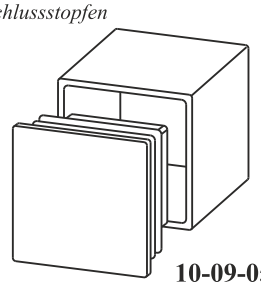

**10-09-054**

**Zaślepka do A6507**
*Hole plug for A6507*
*Abschlussstopfen für A6507*

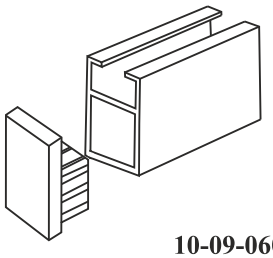

**10-09-060**

**Zaślepka /35x35x1,5-2/**
*Hole plug*
*Abschlussstopfen*

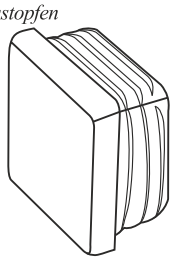

**10-09-063**

**Zaślepka do P115 /COPAL/**
*Hole plug for P115*
*Abschlussstopfen für P115*

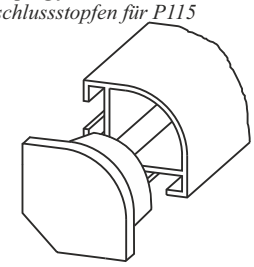

**10-09-064**

**Zaślepka do P115 /COPAL/, M8**
*Hole plug for P115*
*Abschlussstopfen für P115*

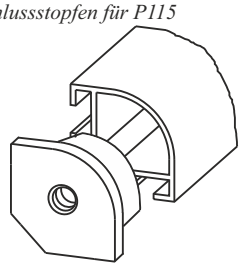

**10-09-065**

**Zaślepka do poręczy - lewa**
*Hole plug for hand-rail - left*
*Linke Abschlussstopfen für Geländer*

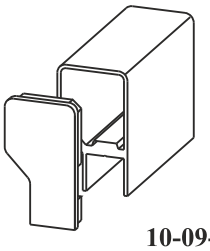

**10-09-083**

**Zaślepka do A4857, M10**
*Hole plug for A4857*
*Abschlussstopfen für A4857*

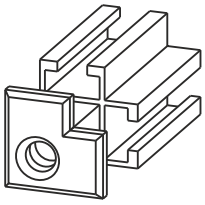

**10-09-084**

**Zaślepka do A4856, M10**
*Hole plug for A4856*
*Abschlussstopfen für A4856*

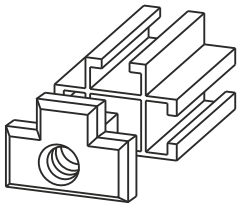

**10-09-085**

**Zaślepka do A4855, M10**
*Hole plug for A4855*
*Abschlussstopfen für A4855*

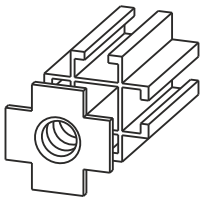

**10-09-086**

**Zaślepka do SP 20203, M10**
*Hole plug for SP20203*
*Abschlussstopfen für SP20203*

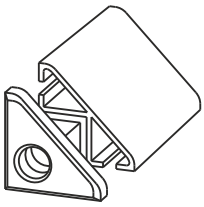

**10-09-087**

IDEAL PPHU

62-081 Chyby, ul. Szamotulska 2
tel. +48/61 814 27 32, +48/61 816 05 69, +48 692 642 880

e-mail: pphu@ideal.net.pl
www.ideal.net.pl

**Zaślepka do poręczy - prawa**
*Hole plug for hand-rail - right*
*Rechte Abschlussstopfen für Geländer*

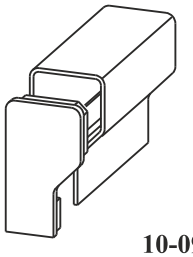

**10-09-088**

**Zaślepka do SP 75014**
*Hole plug for SP 75014*
*Abschlussstopfen für SP 75014*

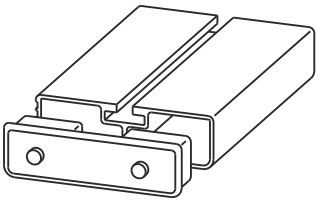

**10-09-089**

**Zaślepka do SP 74007**
*Hole plug for SP 74007*
*Abschlussstopfen für SP 74007*

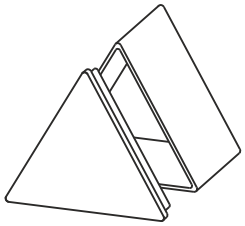

**10-09-090**

**Zaślepka do A4215 /32x32/**
*Hole plug for A4215*
*Abschlussstopfen für A4215*

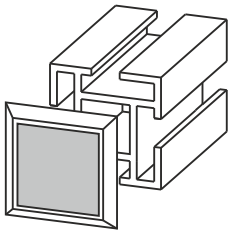

**10-09-100**

**Zaślepka do A6056 - mała**
*Hole plug for A6056 - small*
*Kleine Abschlussstopfen für A6056*

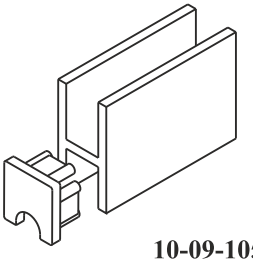

**10-09-105**

**Zaślepka do A6056 - duża**
*Hole plug for A6056 - big*
*Große Abschlussstopfen für A6056*

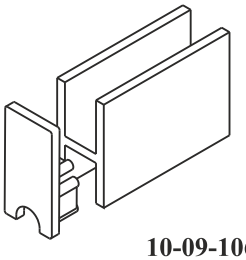

**10-09-106**

**Zaślepka do A8401 / SP 92005 /20x30x2 /**
*Hole plug for A8401/SP92005*
*Abschlussstopfen für A8401/SP92005*

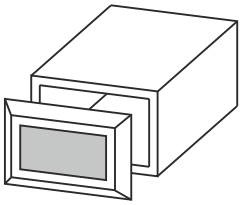

**10-09-107**

**Zaślepka do A4934 /25x24x2/**
*Hole plug for A4934*
*Abschlussstopfen für A4934*

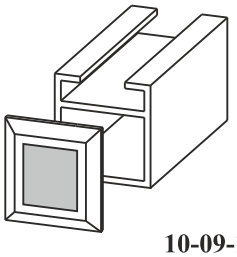

**10-09-108**

**Zaślepka do A5086**
*Hole plug for A5086*
*Abschlussstopfen für A5086*

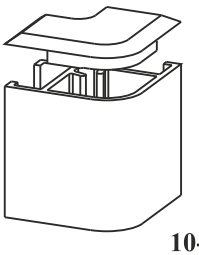

**10-09-109**

**Zaślepka do SP 20203**
*Hole plug for SP20203*
*Abschlussstopfen für SP20203*

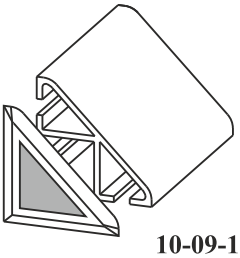

**10-09-110**

**Zaślepka do A4732**
*Hole plug for A4732*
*Abschlussstopfen für A4732*

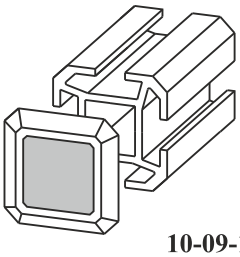

**10-09-111**

**Zaślepka N-231 do profilu MAGIT**
*Hole plug N-231 for profile „MAGIT"*
*Abschlusstopfen N-231 für „MAGIT" Profile*

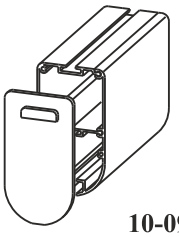

**10-09-112**

**Zaślepka N-231 Ø6 do profilu MAGIT**
*Hole plug N-231 O6 for profile „MAGIT"*
*Abschlusstopfen N-231 O6 für „MAGIT" Profile*

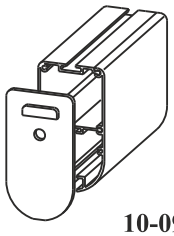

**10-09-113**

**Zaślepka do A6131**
*Hole plug for A6131*
*Abschlussstopfen für A6131*

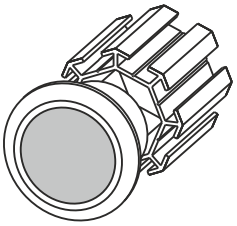

**10-09-114**

**Zaślepka do SP 30143 /20x30x1,5/**
*Hole plug for SP30143*
*Abschlussstopfen für SP30143*

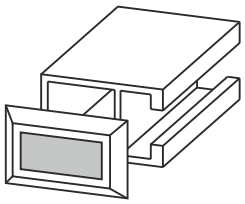

**10-09-115**

**Zaślepka do A8353 i SP 91001 /20x20x2/**
*Hole plug for A8353/SP 91001*
*Abschlussstopfen für A8353/ SP 91001*

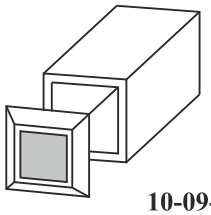

**10-09-116**

**Zaślepka do A6106 / SP 91008 A6105 /20x20x1,5/**
*Hole plug for A6106 /SP91008*
*Abschlussstopfen für A6106/SP91008*

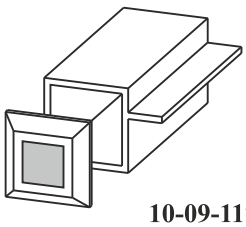

**10-09-117**

**Zaślepka do A4914 /20x33x1,5/**
*Hole plug for A4914*
*Abschlussstopfen für A4914*

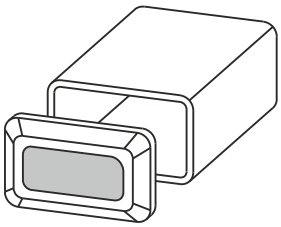

**10-09-118**

**Zaślepka do A4857**
*Hole plug for A4857*
*Abschlussstopfen für A4857*

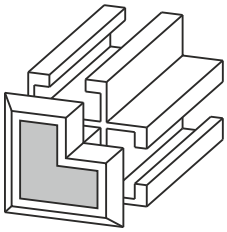

**10-09-119**

**Zaślepka do A6128**
*Hole plug for A6128*
*Abschlussstopfen für A6128*

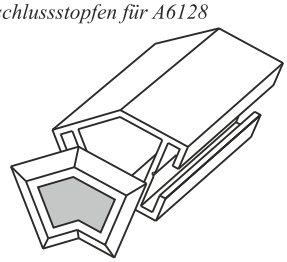

**10-09-120**

2018

IDEAL PPHU

62-081 Chyby, ul. Szamotulska 2
tel. +48/61 814 27 32, +48/61 816 05 69, +48 692 642 880

e-mail: pphu@ideal.net.pl
www.ideal.net.pl

**Zaślepka do A6129**
*Hole plug for A6129*
*Abschlussstopfen für A6129*

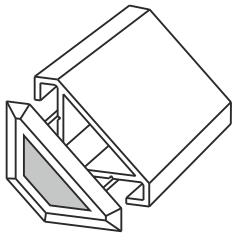

**10-09-121**

**Zaślepka do A6036**
*Hole plug for A6036*
*Abschlussstopfen für A6036*

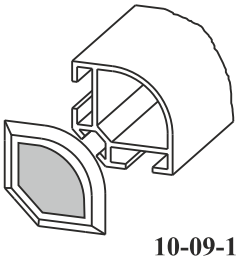

**10-09-122**

**Zaślepka do A6037 /20x30x1,5/**
*Hole plug for A6037*
*Abschlussstopfen für A6037*

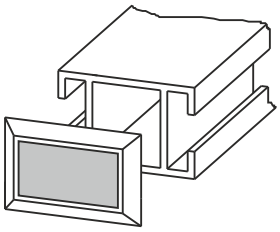

**10-09-123**

**Zaślepka do A6035**
*Hole plug for A6035*
*Abschlussstopfen für A6035*

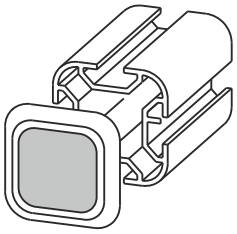

**10-09-124**

**Zaślepka do A6130**
*Hole plug for A6130*
*Abschlussstopfen für A6130*

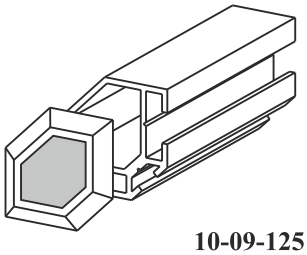

**10-09-125**

**Zaślepka do A4856**
*Hole plug for A4856*
*Abschlussstopfen für A4856*

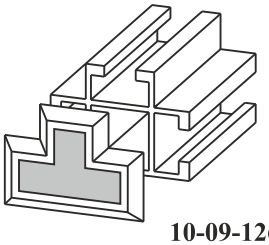

**10-09-126**

**Zaślepka do A4960**
*Hole plug for A4960*
*Abschlussstopfen für A4960*

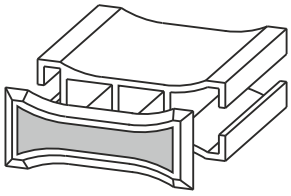

**10-09-127**

**Zaślepka do A4858 /20x40x1,5/**
*Hole plug for A4858*
*Abschlussstopfen für A4858*

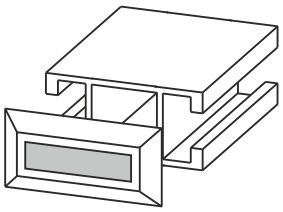

**10-09-128**

**Zaślepka do A4368 - mała**
*Hole plug for A4368 - small*
*Kleine Abschlussstopfen für A4368*

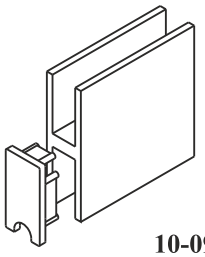

**10-09-129**

**Zaślepka do A4368 - duża**
*Hole plug for A4368 - big*
*Grosse Abschlussstopfen für A4368*

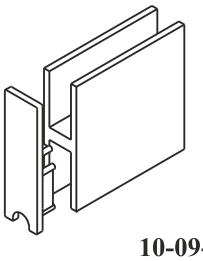

**10-09-130**

**Zaślepka do A4855**
*Hole plug for*
*Abschlussstopfen für A4855*

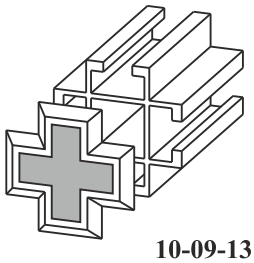

**10-09-131**

**Zaślepka do SP 30144**
*Hole plug for SP30144*
*Abschlussstopfen für SP30144*

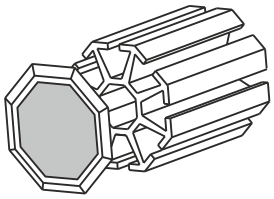

**10-09-132**

**Zaślepka do SP 30145**
*Hole plug for SP30145*
*Abschlussstopfen für SP30145*

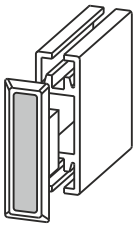

**10-09-133**

**Zaślepka do A6038 /21x65x2/**
*Hole plug for A6038*
*Abschlussstopfen für A6038*

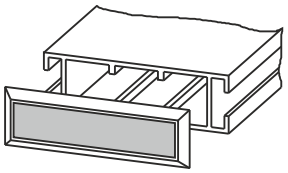

**10-09-134**

**Zaślepka do A6133 /20x100x2/**
*Hole plug for A6133*
*Abschlussstopfen für A6133*

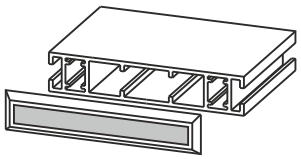

**10-09-135**

**Zaślepka redukcyjna Ø33 / 14**
*Reduction hole plug*
*Reduktionsabschlussstopfen*

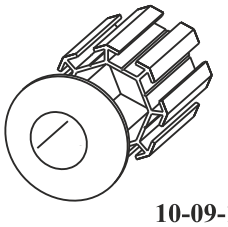

**10-09-136**

**Zaślepka do SP 91011 /25x25x2/**
*Hole plug for SP91011*
*Abschlussstopfen für SP91011*

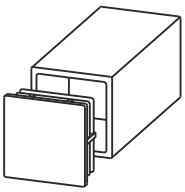

**10-09-137**

**Zaślepka do SP 91015 /45x45x2/**
*Hole plug for SP91015*
*Abschlussstopfen für SP91015*

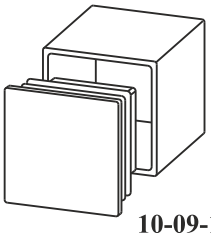

**10-09-138**

**Zaślepka do SP 91014 /40x40x2/**
*Hole plug for SP91014*
*Abschlussstopfen für SP91014*

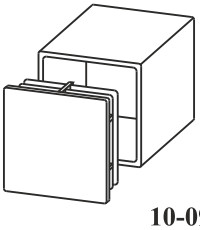

**10-09-141**

**Zaślepka do SP 91013 /30x30x2/**
*Hole plug for SP91013*
*Abschlussstopfen für SP91013*

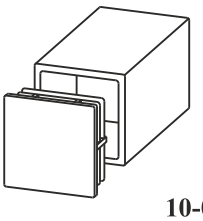

**10-09-142**

IDEAL PPHU

62-081 Chyby, ul. Szamotulska 2
tel. +48/61 814 27 32, +48/61 816 05 69, +48 692 642 880

e-mail: pphu@ideal.net.pl
www.ideal.net.pl

**Zaślepka do SP 92011 /50x30x2/**
*Hole plug for SP92011*
*Abschlussstopfen für SP92011*

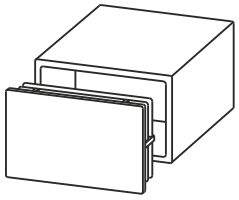

**10-09-143**

**Zaślepka do SP 92011 /40x25x2/**
*Hole plug for SP92007*
*Abschlussstopfen für SP92007*

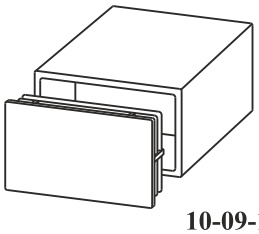

**10-09-144**

**Zaślepka głowicy do A6130**
*Head plug for A6130*
*Kopfabschlussstopfen für A6130*

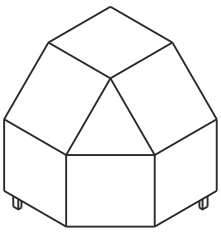

**10-09-145**

**Zaślepka głowicy do A6036**
*Head plug for A6036*
*Kopfabschlussstopfenfür A6036*

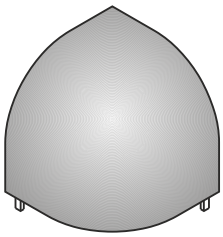

**10-09-146**

**Zaślepka głowicy do A6129**
*Head plug for A6129*
*Kopfabschlussstopfen für A6129*

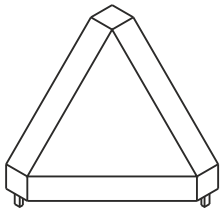

**10-09-147**

**Zaślepka N-202 do profilu MAGIT II**
*Hole plug for profile MAGIT II*
*Abschlussstopfen für MAGIT II*

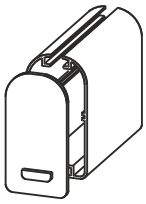

**10-09-148**

**Zaślepka do profilu VISION 140 - MAGIT**
*Hole plug for profile VISION 140*
*Abschlussstopfen für VISION 140*

**10-09-150**

**Zaślepka do profili A6066, 10.1790, 99205, S1076**
*Hole plug for profile A6066, 10.1790*
*Abschlussstopfen für A6066, 10.1790*



**10-09-151**

**Zaślepka Ø13 mm**
*Hole plug*
*Abschlussstopfen*

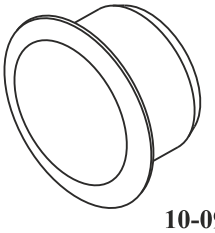

**10-09-164**

**Zaślepka Ø9 mm**
*Hole plug*
*Abschlussstopfen*

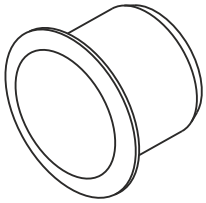

**10-09-165**

**Zaślepka Ø7 mm**
*Hole plug*
*Abschlussstopfen*

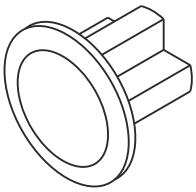

**10-09-166**

**Zaślepka Ø4 mm - do zamków**
*Hole plug - for locks*
*Abschlussstopfen - für Schlösser*

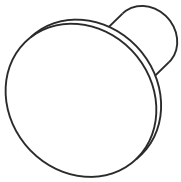

**10-09-167**

**Zaślepka do A5603**
*Hole plug for A5603*
*Abschlussstopfen für A5603*

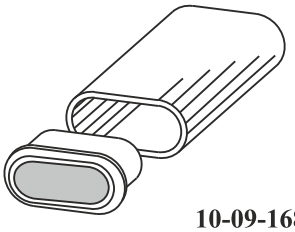

**10-09-168**

**Zaślepka do A6085**
*Hole plug for A6085*
*Abschlussstopfen für A6085*

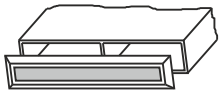

**10-09-169**

**Zaślepka do A4961**
*Hole plug for A4961*
*Abschlussstopfen für A4961*

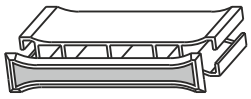

**10-09-170**

**Zaślepka do A8645**
*Hole plug for A8645*
*Abschlussstopfen für A8645*

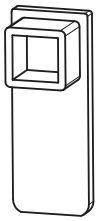

**10-09-172**

**Zaślepka do głowicy - FOGA**
*Hole plug for head FOGA*
*Abschlussstopfen für den FOGA Kopf*

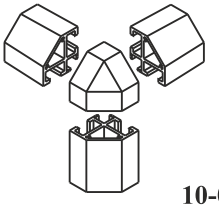

**10-09-357**
**metalizowana 10-09-359**
*metallized, metallisiert 10-09-359*

**Zaślepka do głowicy - FOGA**
*Hole plug for head FOGA*
*Abschlussstopfen für den FOGA Kopf*

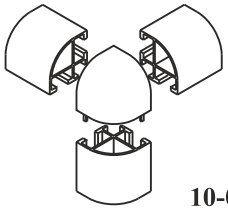

**10-09-358**
**metalizowana 10-09-360**
*metallized, metallisiert 10-09-360*

**Rozeta do wkładu zamka**
*Rosette for lock insertion*
*Schlossrosette*

**15 mm 10-03-139**
**8 mm 10-03-149**

**Rozeta do wkładu zamka komplet do A4960**
*Rosette for lock insertion - double for A4960*
*Schlossrosette - Satz für A4960*

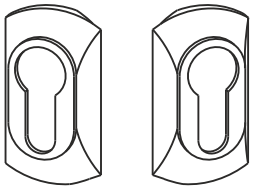

**10-03-140**

Dostępne inne kolory na życzenie klienta  Other colours available at customer's request  Zugängliche Farben nach Wunch des Kunden

2018

IDEAL PPHU

62-081 Chyby, ul. Szamotulska 2
tel. +48/61 814 27 32, +48/61 816 05 69, +48 692 642 880

e-mail: pphu@ideal.net.pl
www.ideal.net.pl

# 10 - 10 - ..... . NÓŻKI

*Legs*
*Füßchen*

**Nóżka Ø30 / M10**
*Leg Ø30/M10*
*Verstellfuss Ø30/M10*

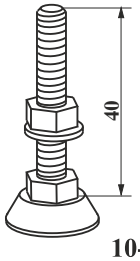


**10-10-004**

**Nóżka Ø40 / M10**
*Leg Ø40/M10*
*Verstellfuss Ø40/M10*

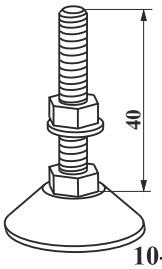


**10-10-005**

**Nóżka Ø25 / M8**
*Leg Ø25/M8*
*Verstellfuss Ø25/M8*

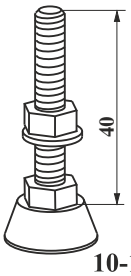


**10-10-006**

**Nóżka Ø30 / M8**
*Leg Ø30/M8*
*Verstellfuss Ø30/M8*

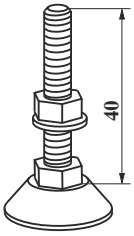


**10-10-007**

**Nóżka Ø40 / M8**
*Leg Ø40/M8*
*Verstellfuss Ø40/M8*

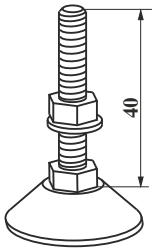


**10-10-008**

**Nóżka - kółko**
*Leg - caster*
*Verstellfuss - Rolle*

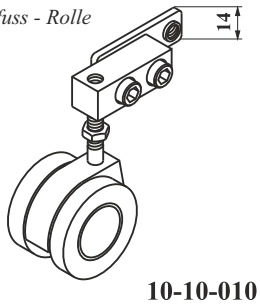


**10-10-010**

**Nóżka Ø58 / M12**
*Leg Ø58/M12*
*Verstellfuss Ø58/M12*

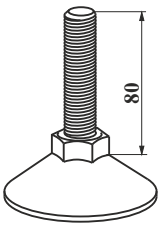


**10-10-011**

**Nóżka Ø58 / M10**
*Leg Ø58/M10*
*Verstellfuss Ø58/M10*

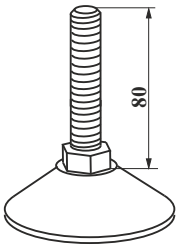


**10-10-012**

**Nóżka - kółko**
*Leg - caster*
*Verstellfuss - Rad*

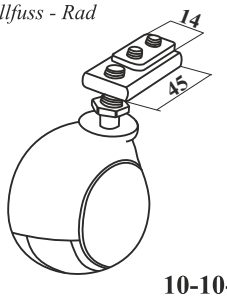


**10-10-013**

**10-09-123**

**10-09-020**

**10-09-004**

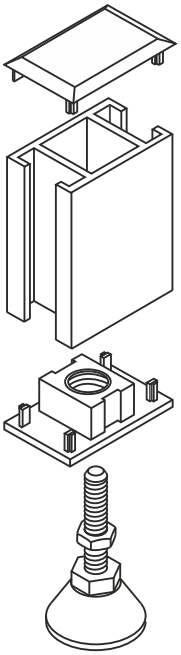

IDEAL PPHU

62-081 Chyby, ul. Szamotulska 2
tel. +48/61 814 27 32, +48/61 816 05 69, +48 692 642 880

e-mail: pphu@ideal.net.pl
www.ideal.net.pl

# 10 - 11 - ..... . ELEMENTY SYSTEMÓW DRZWI PRZESUWNYCH

*Elements of sliding door systems*
*Elemente für Schiebetürsysteme*

**Prowadnica dolna drzwi przesuwnych**
*Lower guide bar for sliding door*
*Untere Führung der Schiebetür*

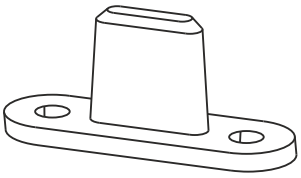

**10-11-720**

**Prowadnica górna drzwi przesuwnych SP 20701 / SP 20703**
*Upper guide bar for sliding door SP20701/SP20703*
*Obere Führung der Schiebetür SP20701/SP20703*

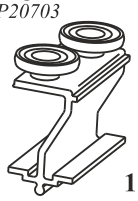

**10-11-721**

**Wózek jezdny - kątowy**
*Angle trolley*
*Fahrbarer Winklewagen*

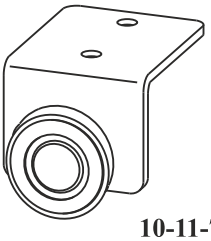

**10-11-740**

**Wózek do SP 20528 / A6285**
*Trolley for SP20528/A6285*
*Wagen für SP20528/A6285*

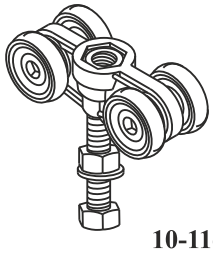

**10-11-741**

**Wieszak jezdny wygięty**
*Carriageable hanger-bent*
*Fahrbarer Knickhaken*

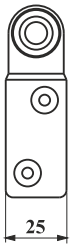


**10-11-742**

**Wieszak jezdny prosty jednokółkowy**
*Carriageable hanger-straight – – one wheeled*
*Fahrbarer Geradehaken Einradwagen*

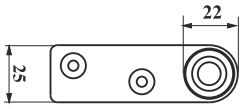


**10-11-743**

**Wieszak jezdny prosty dwukółkowy**
*Carriageable hanger-straight – – two wheeled*
*Fahrbarer Geradehaken Zweiradwagen*

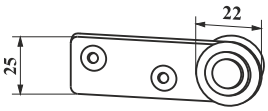


**10-11-743/01**

**Wózek do SP 20703**
*Trolley for SP20703*
*Wagen für SP20703*

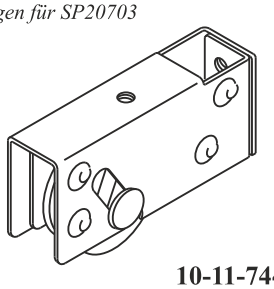

**10-11-744**

**Wózek jezdny dwukółkowy**
*Trolley - two wheeled*
*Fahrbarer Zweiradwagen*

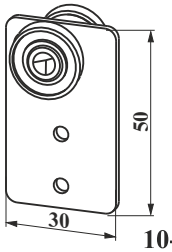


**10-11-745**

**Uchwyt mocujący wózek do płyt**
*Holder fastening trolley to a board*
*Wagenhalter für Platten*

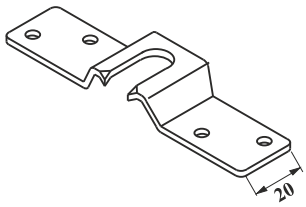


**10-11-750**

**Uchwyt mocujący wózek do profili**
*Holder fastening trolley to profiles*
*Wagenhalter für Profile*

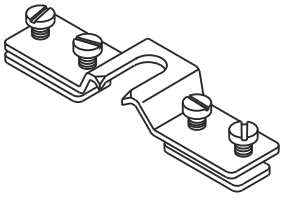

**10-11-751**

**Uchwyt sufitowy szyny SP 20528**
*Ceiling rail holder for SP20528*
*Deckenhalter der Schiene für SP20528*

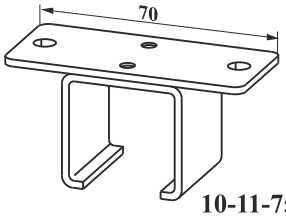


**10-11-752**

**Uchwyt ścienny szyny SP 20528**
*Wall rail holder for SP20528*
*Wandhalter der Schiene für Sp20528*

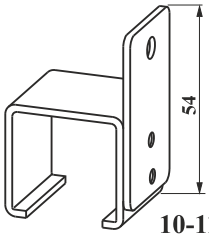


**10-11-753**

**Złączka szyny SP 20528**
*Tube rail connector for SP20528*
*Schienenverbinder für SP20528*

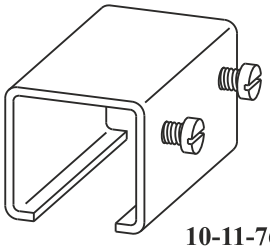

**10-11-760**

**Zderzak**
*Buffer*
*Puffer*

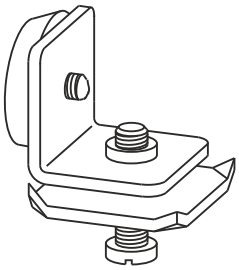

**10-11-770**

2018

IDEAL PPHU

62-081 Chyby, ul. Szamotulska 2
tel. +48/61 814 27 32, +48/61 816 05 69, +48 692 642 880

e-mail: pphu@ideal.net.pl
www.ideal.net.pl

# 10 - 19 - ..... . AKCESORIA RÓŻNE

*Various accessories*

*Verschiedene Akzessorien*

**Klucz imbusowy 4 mm z rękojeścią**

*Imbus (hexahedron) spanner 4 mm with a handle*
*Sechskant - Schraubendreher*

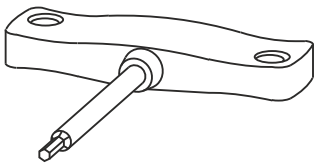

**10-19-986**

**Stempel do wyciskania otworów Ø10 pod zamki**

*Stamp to punch holes Ø10 for locks*
*Stempel fürs Auspressen der Bohrungen Ø10 für Schlösser*

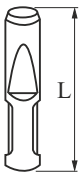


**L = 40 mm 10-19-990/05**
**L = 72 mm 10-19-990/07**

**Matryca do praski**

*Matrix for punching machine*
*Matrize für presse*

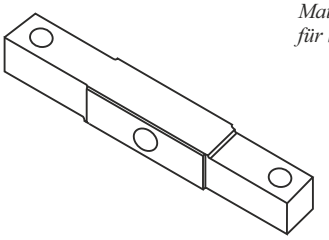

Matryca dwustronna do wyciskania otworów Ø10 pod zamki:

*Matrix for making holes O10 for locks*
*Matrize für Auspressen der Bohrungen Ø10 für Schlösser*

| zamek *lock / schloss* | indeks matrycy *code matrix* |
|---|---|
| 14 x 14 | **10-19-990/01** |
| 16 x 16 i 17 x 15 | **10-19-990/03** |

**Praska do wyciskania otworów pod zamki i głowice**

- **w komplecie matryca i stempel do wyciskania otworów Ø10 pod zamki w profilach o przekroju wewnętrznym 14 x 14, 16 x 16, 17 x 15**
- **dodatkowo dostępny jest również stempel i matryca do wyciskania otworów Ø5 pod głowice A 6036 (10-19-991)**
- **praska do wyciskania otworów Ø13 pod zamki 12x21 (10-19-993)**
- **stempel (10-19-993/02) i matryca do wyciskania otworów Ø13 pod zamki 12x21 (10-19-993/01)**

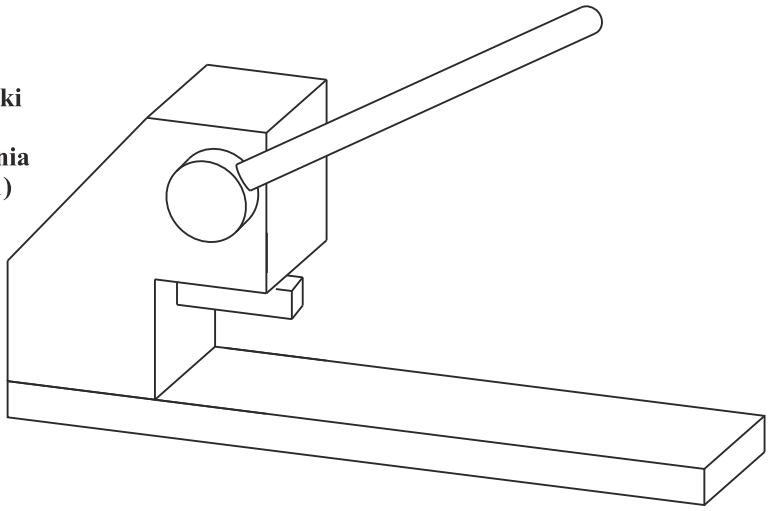

*Punching machine for making holes for locks and heads*

- *Together with the matrix and stamp to punch holes Ø10 for locks to the profiles with internal section 14x14, 16x16, 17x15.*
- *The stamp and the matrix to punch the holes Ø5 for the head in the profile A 6036 (10-19-991)*
- *Punching machine for making holes Ø13 for locks 12x21 (10-19-993)*
- *The stamp (10-19-993/02) and the matrix to punch the holes Ø13 for locks 12x21 (10-19-993/01)*

*Presse für Auspressen der Bohrungen für Schlösser und Köpfe*

- *Matrize und Stempel fürs Auspressen der Bohrungen Ø10 für Schlösser in Profilen mit Innenquerschnitt 14x14, 16x16, 17x15 im Satz*
- *Zusätzlich sind auch der Stempel und Matrize für Auspressen der Bohrungen Ø5 für Köpfe im Profil A 6036 zugänglich (10-19-991)*
- *Presse für Auspressen der Bohrungen Ø13 für Schlosser 12x21 (10-19-993)*
- *Stempel (10-19-993/02) und Matrize fürs Auspressen der Bohrungen Ø13 für Schlosser 12x21 (10-119-993/01)*

**10-19-992**

IDEAL PPHU

62-081 Chyby, ul. Szamotulska 2
tel. +48/61 814 27 32, +48/61 816 05 69, +48 692 642 880

e-mail: pphu@ideal.net.pl
www.ideal.net.pl

# 20 - 02 - ..... . SYSTEMY OŚWIETLENIOWE

*Lighting systems*
*Beleuchtungssysteme*

## Oprawa MINI-STAR

*Cover MINI-STAR*
*Leuchte MINI-STAR*

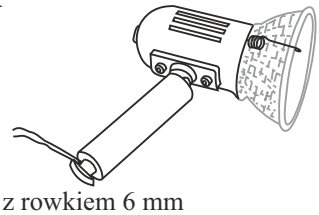

**20-02-700 -** do profili z rowkiem 6 mm
*for profile with 6 mm groove*
*für Profile mit 6 mm Nute*

**20-02-701 -** do profili z rowkiem 8 mm
*for profile with 8 mm groove*
*für Profile mit 8 mm Nute*

## Oprawa MIKRO-STAR do szynoprzewodów

*Cover MIKRO-STAR for guide bars*
*Leuchte MIKRO-STAR für Stromschienen*

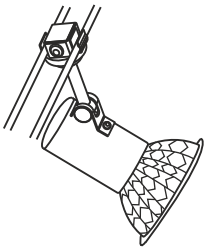

**20-02-709**

## Oprawa SCENIK do szynoprzewodów

*Cover SCENIK for guide bars*
*Leuchte SCENIK für Stromschienen*

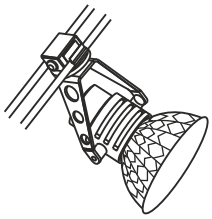

**20-02-710**

## Oprawa SCENIC

*Cover SCENIC*
*Leuchte SCENIC*

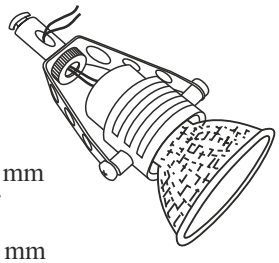

**20-02-711 -** do profili z rowkiem 6 mm
*for profile with 6 mm groove*
*für Profile mit 6 mm Nute*

**20-02-712 -** do profili z rowkiem 8 mm
*for profile with 8 mm groove*
*für Profile mit 8 mm Nute*

## Punkt świetlny

*Light point*
*der Lichtpunkt*

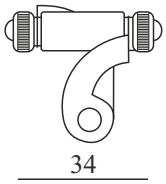


**20-02-910**

## Zakręt pionowy

*Vertical corner*
*Verticale Kurve*

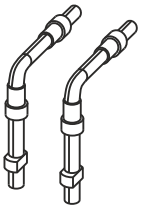

**20-02-916**

## Zakręt poziomy

*Horizontal corner*
*Horizontale Kurve*

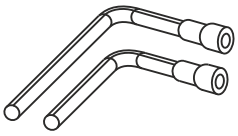

**20-02-917**

## Przyłącze prądowe

*Electrical connection*
*Stromanschluss*

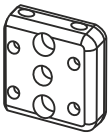

**20-02-918**

## Szynoprzewody (kpl)

*Guide bars*
*Stromschienen*

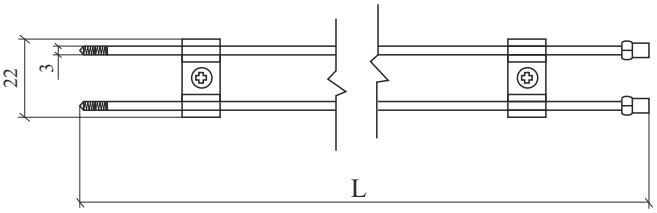


**20-02-911 - L= 300 mm**
**20-02-912 - L= 400 mm**
**20-02-913 - L= 500 mm**
**20-02-914 - L= 800 mm**
**20-02-915 - L=1000 mm**
**10-02-919 - L=1350 mm**
**20-02-920 - L=1650 mm**
**20-02-921 - L=1750 mm**
**20-02-922 - L=1830 mm**

**W skład szynoprzewodu wchodzą dwie tulejki łączące oraz dwa elementy mocujące**
*The guide bar includes two connective sleeves and two fixing elements*
*Den Bestandteil der Stromschiene bilden zwei Verbindungshülsen und zwei Spannelemente*

2018

IDEAL PPHU

62-081 Chyby, ul. Szamotulska 2
tel. +48/61 814 27 32, +48/61 816 05 69, +48 692 642 880

e-mail: pphu@ideal.net.pl
www.ideal.net.pl

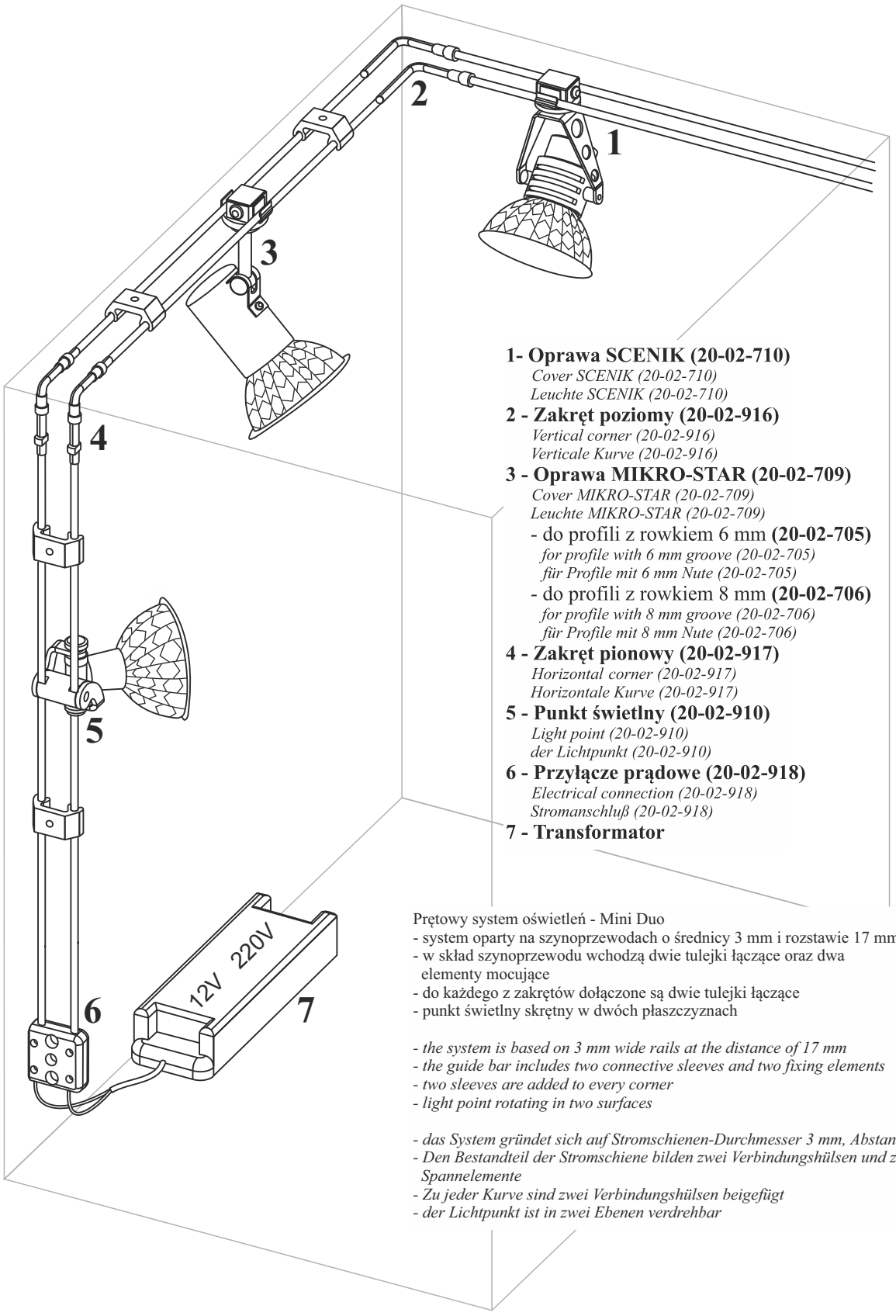


**1- Oprawa SCENIK (20-02-710)**
*Cover SCENIK (20-02-710)*
*Leuchte SCENIK (20-02-710)*

**2 - Zakręt poziomy (20-02-916)**
*Vertical corner (20-02-916)*
*Verticale Kurve (20-02-916)*

**3 - Oprawa MIKRO-STAR (20-02-709)**
*Cover MIKRO-STAR (20-02-709)*
*Leuchte MIKRO-STAR (20-02-709)*
- do profili z rowkiem 6 mm **(20-02-705)**
*for profile with 6 mm groove (20-02-705)*
*für Profile mit 6 mm Nute (20-02-705)*
- do profili z rowkiem 8 mm **(20-02-706)**
*for profile with 8 mm groove (20-02-706)*
*für Profile mit 8 mm Nute (20-02-706)*

**4 - Zakręt pionowy (20-02-917)**
*Horizontal corner (20-02-917)*
*Horizontale Kurve (20-02-917)*

**5 - Punkt świetlny (20-02-910)**
*Light point (20-02-910)*
*der Lichtpunkt (20-02-910)*

**6 - Przyłącze prądowe (20-02-918)**
*Electrical connection (20-02-918)*
*Stromanschluß (20-02-918)*

**7 - Transformator**

Prętowy system oświetleń - Mini Duo
- system oparty na szynoprzewodach o średnicy 3 mm i rozstawie 17 mm
- w skład szynoprzewodu wchodzą dwie tulejki łączące oraz dwa elementy mocujące
- do każdego z zakrętów dołączone są dwie tulejki łączące
- punkt świetlny skrętny w dwóch płaszczyznach

*- the system is based on 3 mm wide rails at the distance of 17 mm*
*- the guide bar includes two connective sleeves and two fixing elements*
*- two sleeves are added to every corner*
*- light point rotating in two surfaces*

*- das System gründet sich auf Stromschienen-Durchmesser 3 mm, Abstand 17 mm*
*- Den Bestandteil der Stromschiene bilden zwei Verbindungshülsen und zwei Spannelemente*
*- Zu jeder Kurve sind zwei Verbindungshülsen beigefügt*
*- der Lichtpunkt ist in zwei Ebenen verdrehbar*

IDEAL PPHU

62-081 Chyby, ul. Szamotulska 2
tel. +48/61 814 27 32, +48/61 816 05 69, +48 692 642 880

e-mail: pphu@ideal.net.pl
www.ideal.net.pl

# 21 - 01 - ..... . USZCZELKI DO PROFILI ORAZ PROFILE UZUPEŁNIAJĄCE

*Complementary mouldings and seals for profiles*
*Dichtungen für Profile und Ergänzungsprofile*

**Prowadnica dolna PCV do A 4368**
*Lower guide bar for profie A4368*
*Untere PCV-Scheibenführung*

- długość L = 3500
  *length L = 3500*
  *Länge L= 3500*
- dostępne kolory: szary, czarny
  *available colours: grey, black*
  *zugängliche Farben: grau, schwarz*

**21-01-003**

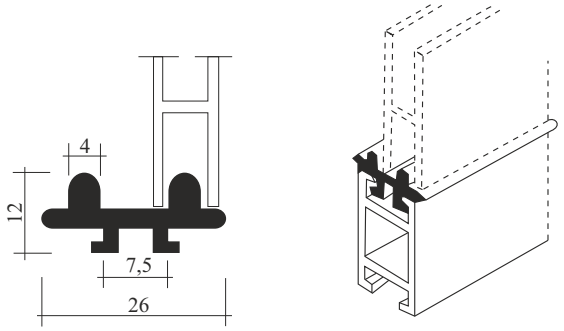


**Prowadnica górna szyby PCV**
*Upper guide bar for glass*
*Obere PCV-Scheibenführung*

- długość L = 3500
  *length L = 3500*
  *Länge L= 3500*
- dostępne kolory: szary, czarny
  *available colours: grey, black*
  *zugängliche Farben: grau, schwarz*

**21-01-005**

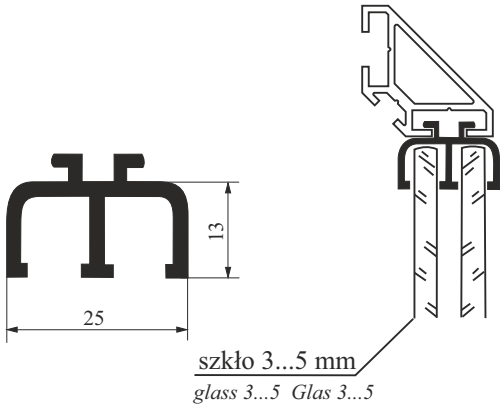


**Prowadnica dolna szyby PCV**
*Lower guide bar for glass*
*Untere PCV-Scheibenführung*

- długość L = 3500
  *length L = 3500*
  *Länge L= 3500*
- dostępne kolory: szary, czarny
  *available colours: grey, black*
  *zugängliche Farben: grau, schwarz*

**21-01-006**

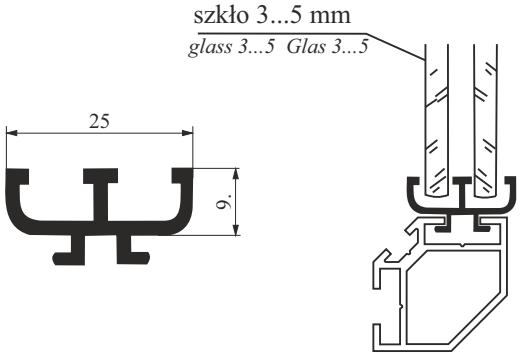


2018

IDEAL PPHU

62-081 Chyby, ul. Szamotulska 2
tel. +48/61 814 27 32, +48/61 816 05 69, +48 692 642 880

e-mail: pphu@ideal.net.pl
www.ideal.net.pl

**Listwa łącznikowa PCV**
*PVC connection board*
*PVC Verbindungsleiste*

- długość L = 3500
*length L = 3500*
*Länge L = 3500*

**21-01-007**

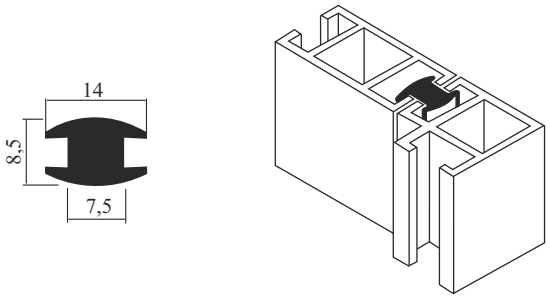


**Uszczelka U 110**
*Seal U 110*
*Dichtung U 110*

- uszczelka przyszybowa dwustronna
*dual seal for glass*
*zweiseitige Scheibendichtung*
- grubość szyby wg uzgodnienia
*various glass widths*
*Scheibendicke auf Wunsch*

**21-01-008**

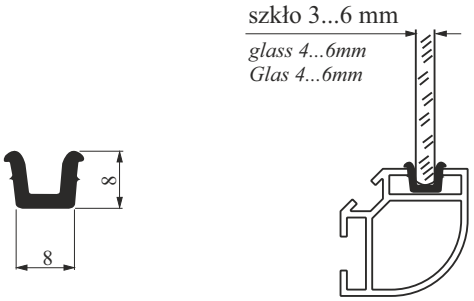


**Uszczelka U 111**
*Seal U 111*
*Dichtung U 111*

- uszczelka przyszybowa dwustronna do profili COPAL
*dual seal for glass for COPAL profiles*
*zweiseitige Scheibendichtung für COPAL Profile*
- grubość szyby wg uzgodnienia
*various glass widths*
*Scheibendicke auf Wunsch*

**21-01-009**

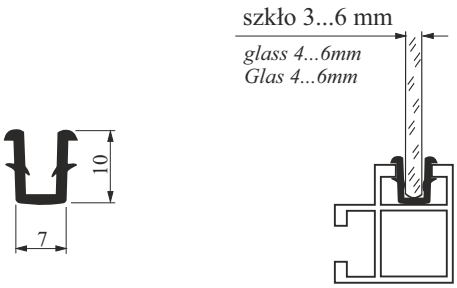


**Uszczelka U 125**
*Seal U 125*
*Dichtung U 125*

- uszczelka przyszybowa dwustronna do A4368
*dual seal for glass for A4368*
*zweiseitige Scheibendichtung für A4368*

**21-01-010**

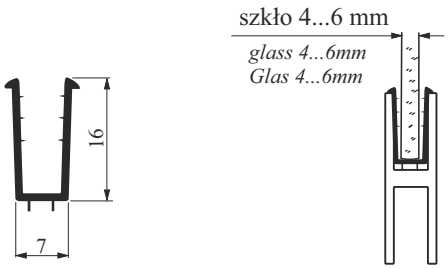


**Uwaga: Istnieje możliwość wykonania uszczelek o innych wymiarach i przeznaczeniu. Prosimy pytać!**

***Note:*** ***There is a possibility to make individual seals at customer's request. Please contact us if you need more information!***

***Achtung:*** ***Es gibt die Möglichkeit der Ausfertigung der Dichtungen in verschiedenen Größen und für beliebige Anwendung. Fragen Sie uns, bitte!***

IDEAL PPHU

62-081 Chyby, ul. Szamotulska 2
tel. +48/61 814 27 32, +48/61 816 05 69, +48 692 642 880

e-mail: pphu@ideal.net.pl
www.ideal.net.pl

**Uszczelka T 201**
*Seal T 201*
*Dichtung T 201*

- zaślepka rowka 8 mm
  *8 mm groove plug*
  *Nutabschlussstopfen 8 mm*
- dostępne kolory: biały, szary, czarny
  *available colours: white, grey, black*
  *zugängliche Farben weiß, grau, schwarz*

**21-01-011**

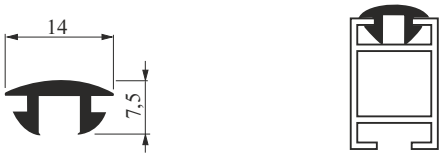


**Uszczelka 1700**
*Seal 1700*
*Dichtung 1700*

- zaślepka rowka do 8 mm do A6035, A6036, A6037
  *8 mm groove plug for A6035, A6036, A6037*
  *Nutabschlusstopfen 8 mm für A6035, A6036, A6037*
- dostępne kolory: biały, szary, czarny
  *available colours: white, grey, black*
  *zugängliche Farben weiß, grau, schwarz*

**21-01-012**

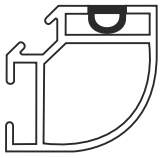

**Uszczelka OMEGA**
*- seal OMEGA*
*- OMEGA - Dichtung*

**21-01-015**

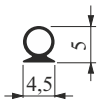


**Uszczelka przyszybowa**
*Glass seal*
*Scheibendichtung*

- jednostronna do profili A6036, A6037, A6038
  *single glass seal for A6036,A6037, A6038*
  *einseitige Scheibendichtung für A6036, A6037, A6038*

**21-01-018**

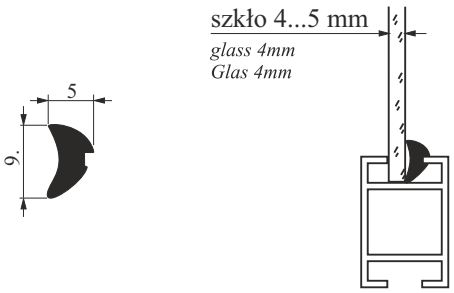


**Uwaga: Istnieje możliwość wykonania uszczelek o innych wymiarach i przeznaczeniu. Prosimy pytać!**

***Note:*** ***There is a possibility to make individual seals at customer's request. Please contact us if you need more information!***

***Achtung:*** ***Es gibt die Möglichkeit der Ausfertigung der Dichtungen in verschiedenen Größen und für beliebige Anwendung. Fragen Sie uns, bitte!***

2018

IDEAL PPHU

62-081 Chyby, ul. Szamotulska 2
tel. +48/61 814 27 32, +48/61 816 05 69, +48 692 642 880

e-mail: pphu@ideal.net.pl
www.ideal.net.pl

**Uszczelka przyszybowa**
*Glass seal*
*Scheibendichtung*

- jednostronna do profilu P-115
*single glass seal for P-115*
*einseitige Scheibendichtung für P-115*

**21-01-020**

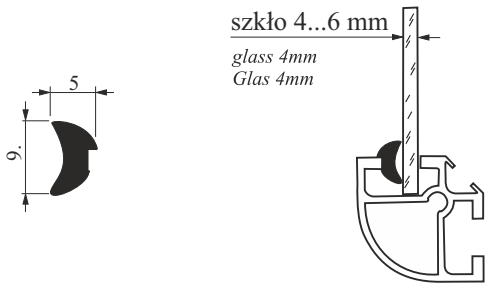


**Uszczelka przydrzwiowa**
*Door seal*
*Türdichtung*

**21-01-021**

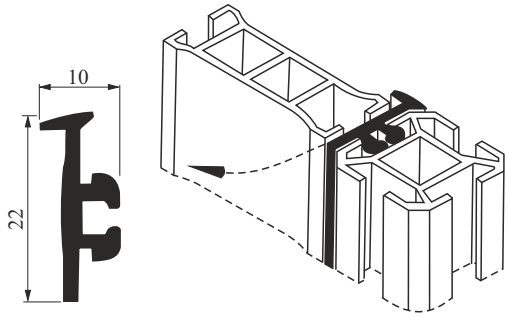


**Uszczelka przydrzwiowa do profilu A6470**
*Door seal for A6470*
*Türdichtung für A6470*

**21-01-022**

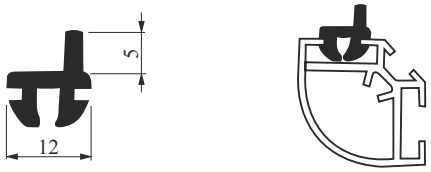


**Uszczelka U 730**
*Seal U 730*
*Dichtung U 730*

- uszczelka przyszybowa dwustronna do A5086
*dual glass seal for A5086*
*zweiseitige Scheibendichtung für A5086*

- grubość szyby wg uzgodnienia
*various glass widths*
*Scheibendicke auf Wunsch*

**21-01-025**

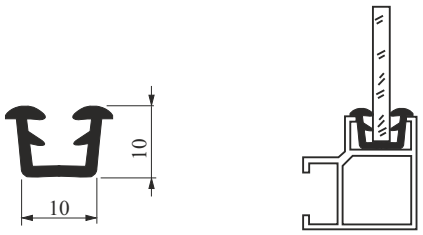


**Uwaga: Istnieje możliwość wykonania uszczelek o innych wymiarach i przeznaczeniu. Prosimy pytać!**

***Note:*** ***There is a possibility to make individual seals at customer's request. Please contact us if you need more information!***

***Achtung:*** ***Es gibt die Möglichkeit der Ausfertigung der Dichtungen in verschiedenen Größen und für beliebige Anwendung. Fragen Sie uns, bitte!***

IDEAL PPHU

62-081 Chyby, ul. Szamotulska 2
tel. +48/61 814 27 32, +48/61 816 05 69, +48 692 642 880

e-mail: pphu@ideal.net.pl
www.ideal.net.pl

**Uszczelka U 163**
*Seal U 163*
*Dichtung U 163*

- uszczelka przyszybowa dwustronna do SP30143, A4855...A4858
  *dual glass seal for SP30143, A4855...A4858*
  *zweiseitige Scheibendichtung für SP30143, A4855...A4858*
- grubość szyby wg uzgodnienia
  *various glass widths*
  *Scheibendicke auf Wunsch*

**21-01-026**

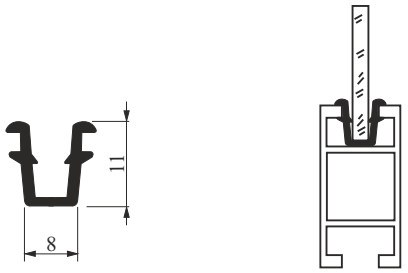


**Uszczelka przyszybowa**
*Glass seal*
*Scheibendichtung*

- jednostronna do profilu SP 30143, A4855...A4858
  *single seal for SP 30143, A4855...A4858*
  *einseitige Scheibendichtung für Sp0314, A4855...A4858*
- grubość szyby wg uzgodnienia
  *various glass widths*
  *Scheibendicke auf Wunsch*

**21-01-027**

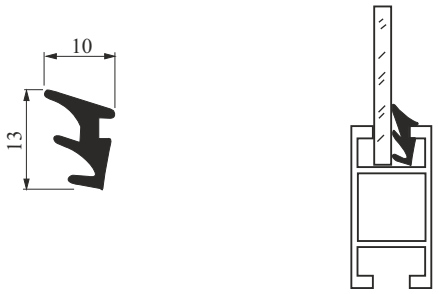


**Uszczelka przyszybowa UZ15**
*Glass seal*
*Scheibendichtung*

- grubość szyby 4 mm
  *glass width 4 mm*
  *Scheibendicke 4 mm*

**21-01-029**

**Uszczelka profil H**
*Seal profile H*
*Dichtung Profil H*

- grubość szyby 3 mm (21-01-030)
- grubość szyby 1 mm (21-01-031)

*glass width 3 mm (21-01-030)*
*Scheibendicke 3 mm (21-01-030)*
*glass width 1 mm (21-01-031)*
*Scheibendicke 1 mm (21-01-031)*

**21-01-030**
**21-01-031**

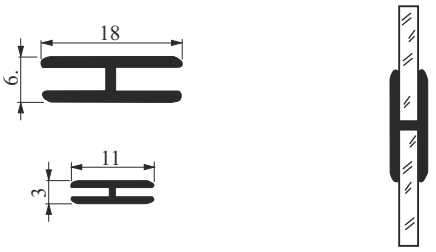


**Uwaga: Istnieje możliwość wykonania uszczelek o innych wymiarach i przeznaczeniu. Prosimy pytać!**

***Note:*** ***There is a possibility to make individual seals at customer's request. Please contact us if you need more information!***

***Achtung:*** ***Es gibt die Möglichkeit der Ausfertigung der Dichtungen in verschiedenen Größen und für beliebige Anwendung. Fragen Sie uns, bitte!***

2018

IDEAL PPHU

62-081 Chyby, ul. Szamotulska 2
tel. +48/61 814 27 32, +48/61 816 05 69, +48 692 642 880
e-mail: pphu@ideal.net.pl
www.ideal.net.pl

**Uszczelka profil narożny**
*Seal corner profile*
*Dichtung - Eckprofil*

- grubość szyby 3 mm
*glass width 3 mm*
*Scheibendicke 3 mm*

**21-01-032**

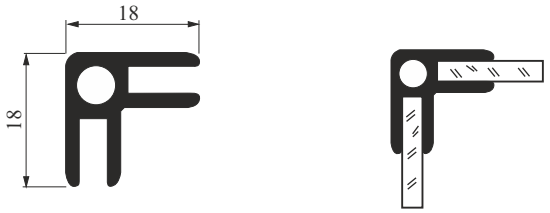


**Uszczelka U 853**
*Seal U 853*
*Dichtung U 853*

- uszczelka przyszybowa dwustronna
*dual glass seal*
*zweiseitige Scheibendichtung*

- grubość szyby 9 mm
*glass width 9 mm*
*Scheibendicke 9 mm*

**21-01-033**

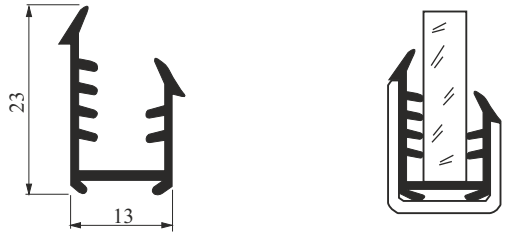


**Uszczelka U 854**
*Seal U 854*
*Dichtung U 854*

- uszczelka przyszybowa dwustronna
*dual glass seal*
*zweiseitige Scheibendichtung*

- grubość szyby 9 mm
*glass width 9 mm*
*Scheibendicke 9 mm*

**21-01-034**

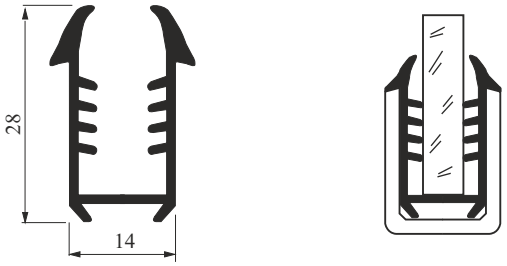


**Uszczelka dociskowa do profili: A6066, 10.1790, 99205, S1076**

*Holder seal for profile: A6066, 10.1790, 99205, S1076*
*Andruckdichtung für Profile: A6066, 10.1790, 99205, S1076*

**21-01-036**

**Uwaga: Istnieje możliwość wykonania uszczelek o innych wymiarach i przeznaczeniu. Prosimy pytać!**

***Note:*** ***There is a possibility to make individual seals at customer's request. Please contact us if you need more information!***

***Achtung:*** ***Es gibt die Möglichkeit der Ausfertigung der Dichtungen in verschiedenen Größen und für beliebige Anwendung. Fragen Sie uns, bitte!***

IDEAL PPHU

62-081 Chyby, ul. Szamotulska 2
tel. +48/61 814 27 32, +48/61 816 05 69, +48 692 642 880

e-mail: pphu@ideal.net.pl
www.ideal.net.pl

# PROFIL REDUKCYJNY

*Reduction profile  Reduzierprofil*

**Profil redukcyjny SP 21392 L=3500**
*Reduction profile SP21392*
*Reduzierprofil SP21392*

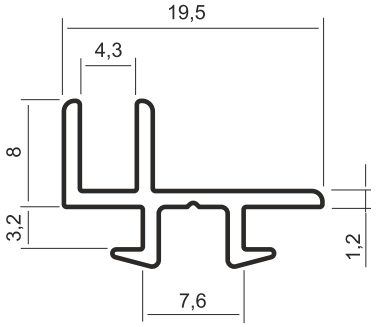


**21-01-001** *surowy, crude, Profil von Rohöl*

**21-01-002** *anodowany, anoded, eloxal*

**Przykładowe zastosowanie:**
*Example application*
*Anwendungsbeispiele*

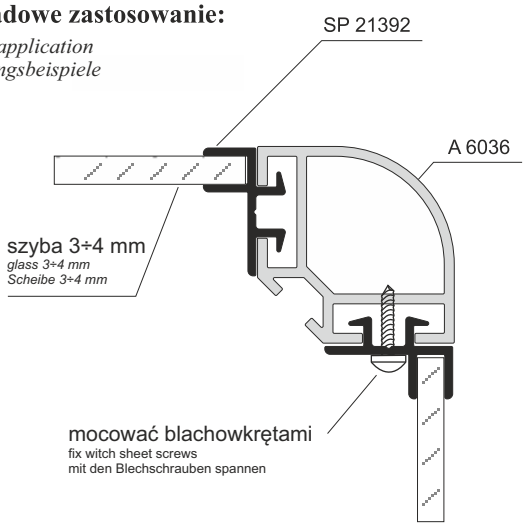


Profil redukcyjny służy do redukcji szerokości rowka w profilach meblowych i wystawienniczych (z 8 mm na 4 mm). Jednocześnie przesuwa lico montowanej płyty bliżej zewnętrznej krawędzi profilu poprawiając w ten sposób estetykę konstrukcji. Nie wymaga stosowania uszczelki.

*Reduction profile is used for grove reduction from 8 mm to 4 mm in furniture and display profiles. It also moves the surface of a fixed glass pane towards the outer edge of a profile. Fixed with iron screws to a profile it allows for the usage of a 4 mm glass pane or board, ensuring the minimal costs of construction*

*Reduzierprofil dient zum Reduzieren der Nutbreite von 8 mm zu 4 mm in Möbel und Ausstellungsprofilen. Gleichzeitig verschiebt es die Vordeseite der installierten Platte oder Scheibe, möglichst nach der Außenkante des Konstruktionsprofils. Es ist mit den Blechschrauben am Konstruktionsprofil befestigt, was die Anwendung einer bis zum 4 mm breiten Scheibe oder Platte ermöglicht und gleichzeitig eine ausgezeichnete Ausführung und minimale Bebaungskosten gewährleistet.*

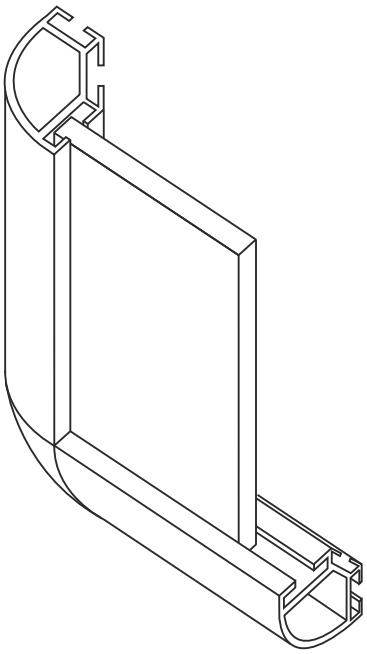

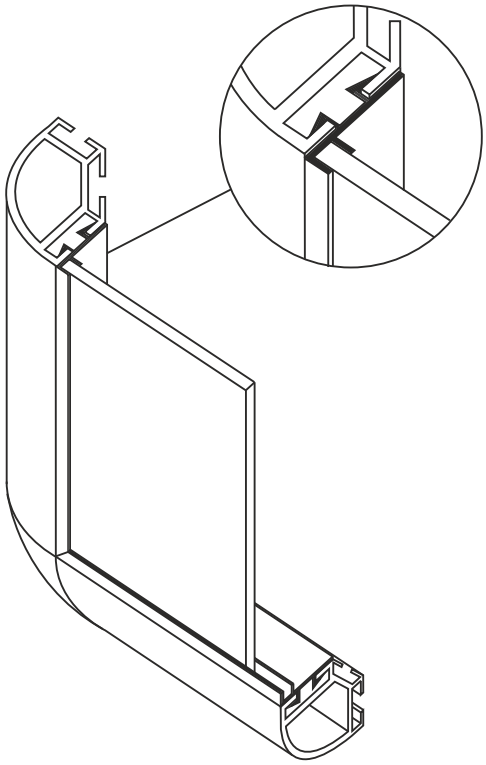

2018

IDEAL PPHU

62-081 Chyby, ul. Szamotulska 2
tel. +48/61 814 27 32, +48/61 816 05 69, +48 692 642 880

e-mail: pphu@ideal.net.pl
www.ideal.net.pl

# PRZYKŁADY ZASTOSOWANIA ELEMENTÓW ŁĄCZĄCYCH DO PROFILI ALUMINIOWYCH

*The examples of aluminum profiles connections*

*Anwendungsbeispiele der Verbindungselemente für Aluprofile*

**Zamek prosty**

Zamki tego typu przeznaczone są głównie do połączeń dwóch profili pod kątem 90°. Generalnie dzielą się według wymiarów zewnętrznych swojego korpusu. Wymiar ten musi odpowiadać przekrojowi otworu w profilu w którym ma być zamontowany.
Oferujemy tutaj trzy podstawowe opcje wykonania, które zapewniają użytkownikowi realizację rozmaitych połączeń:
1. Zamek popularny, charakteryzujący się tym, że część elementu mocującego posiada ścięcie w kierunku równoległym do osi otworu wykonanego w profilu, w którym jest on zamontowany (Fig.1).
2. Zamek popularny odwrotny, charakteryzujący się tym, że część elementu mocującego posiada ścięcie w kierunku prostopadłym do osi otworu wykonanego w profilu, w którym jest on zamontowany (Fig.2)
3. Zamek posiadający okrągłe zakończenie elementu mocującego (Fig.3)
Zasada zamontowania zamka w każdej z tych opcji jest jednakowa. Polega ona na wykonaniu otworu o średnicy 10 mm w profilu, w którym ma on być zamontowany w odległości 29,5 mm od jego czołowej powierzchni. Wyjątkiem jest tutaj zamek 10-07-640 przeznaczony do systemów profili z rowkiem o szerokości 4 mm do jego krawędzi. W celu zaryglowania zamkiem drugiego prostopadłego odcinka profilu, należy wsunąć odpowiedni rowek profilu przyłączanego i dokręcić przy pomocy klucza imbusowego wkręt umieszczony w zamontowanym zamku.

***Simple lock***

*The locks of this type are mainly used for connecting two profiles at an angle of 90°. They are generally divided according to their size. This measurement is compatible with the section of the profile in which it is to be fitted. We offer three options which enable various connections:*
*1. Popular lock, which is characterized by the truncation of its fitting side,which is parallel to an axis opening in a profile in which it is installed (Fig.1)*
*2. Reverse popular lock, which is characterized by the truncation of its fitting side, which is perpendicular to an axis opening in a profile in which it is installed (Fig.2)*
*3. The lock, which is characterized by the round shape of its fitting side (Fig.3)*
*The principle of fitting a lock is always the same. It involves cutting a diameter of 10 mm in a profile, in which the lock is to be installed, at the distance of 29,5 mm from its upfront surface. The only exception here is the lock 10-07-640 which is intended for the profiles with a 4 mm wide groove. In this case the cutting needs to be bigger, 13 mm, and at the distance of 44 mm from its edges. In order to fix a lock to another perpendicular profile, the fitting side of the lock needs to be adjusted in an appropriate groove of the second profile. Then, using imbus spanner (hexahedron) the lock needs to be screwed.*

***Bastardschloss***

*Schlösser von diesen Typen sind vor allem fürs Verbinden zweier Profile im 90° Winkel bestimmt. Im allgemeinen teilen sie sich nach Außenmaßen ihres Gehäuses. Dieses Maß soll dem Querschnitt der Bohrung im Aluprofil, in dem er befestigt wird, entsprechen. Wir bieten hier drei Grundformen der Ausführung an , die dem Benutzer verschiedene Verbindugsmöglichkeiten gewährleisten:*
*1. Ein populäres Schloss, für das charakteristich ist, dass ein Teil des Spannelementes eine Abscherung bezitzt - in der Parallelrichtung zur Achse der im Profil angefertigten Bohrung, in dem er eingebaut ist (Fig.1)*
*2. Ein populäres Schloss, für das charakteristisch ist, dass ein Teil des Spannelementes eine Abscherung besitzt - in der senkrechter Rrichtung zur Achse der im Profil angefertigten Bohrung, in dem er eingebaut ist (Fig.2)*
*3. Schloss mit rundem Auslauf des Spannelementes (Fig.3)*
*Das Aufbauprinzip jedes von den obengenannten Schlosses ist gleich. Es besteht darin, dass man im Profil eine Bohrung mit Durchmesser von 10 mm machen soll, im Abstand von 29,5 mm von seiner Stirnfläche. Eine Ausnahme bildet hier das Schloss 10-07-640, das für Profilsysteme mit 4 mm breiter Nute geeignet ist. In dem Fall soll die Bohrung 13 mm Durchmesser besitzen und im Abstand von 44 mm von der Profilkante liegen. Um mit dem Schloss das andere, senkrechte Profil zu verriegeln, soll man den vorstehenden Teil des Spannelementes in entsprechende Nute des angeschlossenen Profils hineinschieben und mit Hilfe eines Imbusschlüssels die Schraube im installierten Schloss anziehen*

Fig.1

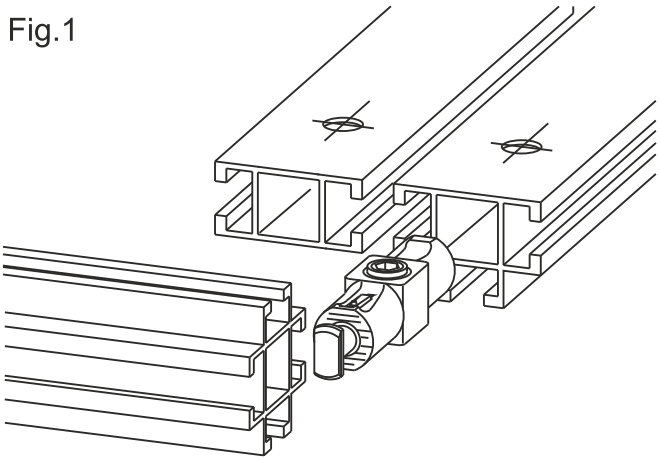

Fig.2

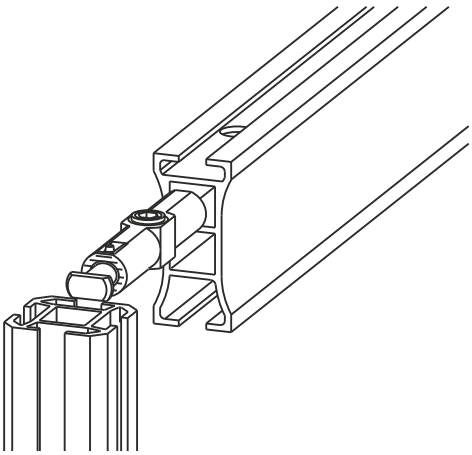

Fig.3

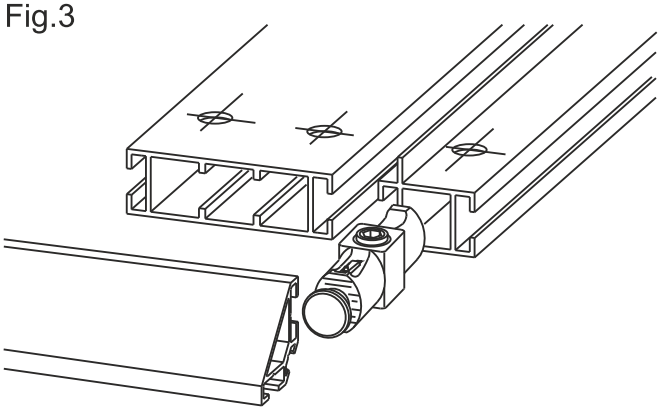

IDEAL PPHU

62-081 Chyby, ul. Szamotulska 2
tel. +48/61 814 27 32, +48/61 816 05 69, +48 692 642 880

e-mail: pphu@ideal.net.pl
www.ideal.net.pl

Produkowane przez nas zamki nożycowe przeznaczone są do połączeń dwóch odcinków profili pod kątem 90° oraz 135° przy czym oba odcinki profili muszą być symetrycznie obcięte pod kątem równym połowie kąta zamka tj. Odpowiednio 45°oraz 62,5°. Charakterystyczne wymiary konieczne do zamontowania zamka przedstawia rysunek (Fig.1). Tak jak w przypadku zamków prostych, tak i tu oferujemy bogaty asortyment rozmiarów i sposobu zamontowania, zapewniający realizację wielu rozmaitych połączeń. Rysunek (Fig.2) przedstawia przykład zamontowania zamka 10-07-402 w profile A4858 ścięte pod kątem 45°co daje połączenie pod kątem 90°. Ryglując zamki nożycowe w profilach, należy dokręcać na przemian oba wkręty tak aby oba odcinki profili dobrze z sobą licowały.

***Scissor-Shaped Angular Lock***

*These locks are used to connect two parts of profiles at an angle of 90° and 135° while the both pieces od profile need to be cut symmetrically at an angle which equals the half of the angle, respectively 45° and 62,5°. The typical measurement are presented in Fig. 1. Just like in case of Simple Lock, we offer a Scissor-Shaped Angular Lock in a great variety of sizes, which enable many different connections. Fig. 2 presents an example of fitting a lock 10-07-402 in a profile A4858 turncated at an angle of 45° which results in the connection at an angle of 90°. While installing these locks in profiles one should remember to screw the both scres alternately so that the both parts of profiles are joined appropriately.*

***Winkel-Scheren-Schloss***

*Die von uns hergestellten Scherenschlösser sind fürs Verbinden von zwei Profilen im 90° und 135° Winkel bestimmt, dabei müssen beide Profilabschnitte symmetrisch abgeschnitten werden-im Winkel, der der Hälfte des Schlosswinkels gleich ist, also entsprechend 45° und 62,5°. Die bezeichnenden, für Montage des Schloßes notwendigen Ausmaße, sind auf der Zeichnung (Fig.1) dargestellt. So wie bei den Bastardschlösser bieten wir auch hier ein reiches, die Ausmaße und Montage betreffendes Sortiment an, das verschiedene Verbindungsmöglichkeiten gewährleistet. Die zweite Abbildung (Fig.2) zeigt ein Aufbaubeispiel des Schlosses 10-07-402 in die A4858 Profile, die im 45° Winkel abgeschnitten sind, was die Verbindung im 90° Winkel ermöglicht. Um die Scherenschlösser in den Profilen zu verriegeln, soll man die beiden Schrauben wechselweise so anziehen, damit die beiden Profile dann gut zusammenpassen.*

Fig.1

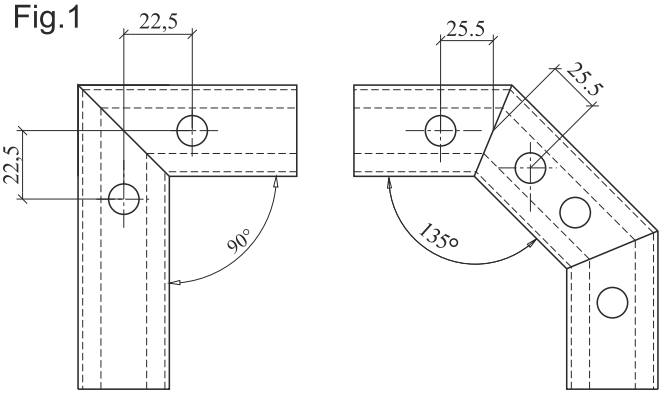


Fig.2

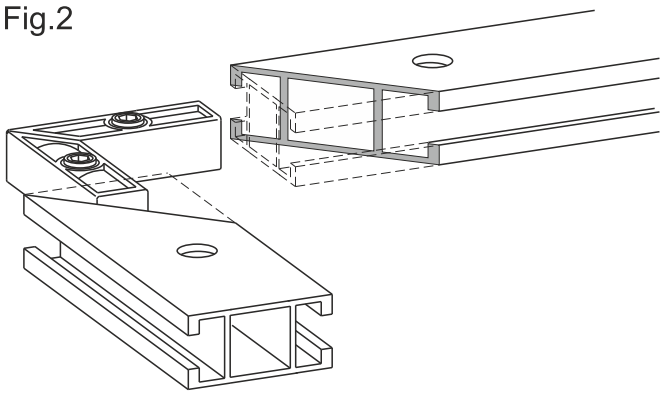

Zamki kątowe wygięte stosuje się do przyłączania odcinka profilu, w którym zamek jest zamontowany, z drugim profilem, wykorzystując jego rowek zewnętrzny. Zamki tego typu, podobnie jak pozostałe produkowane są w bogatym asortymencie wymiarowym, jak również w opcjach pozwalających na jego zamontowanie po każdej stronie profilu. Mają one co prawda ograniczone zastosowanie, jednak niekiedy zachodzi konieczność jego użycia, by osiągnąć zamierzone konstrukcyjne połączenie. Rysunki obok przedstawiają schematyczny sposób zamontowania tego typu zamka (Fig.6), oraz praktyczny przykład zastosowania do umocowania przewiązki w oknie np. regału pod kątem 45°. Asortyment produkcji obejmuje również zamki do zamontowania pod kątem 67,5°

***Angular Lock /Bent/***

*These locks are used to connect this part of a profile in which the lock is fitted in such a way that it uses its outer groove. Such locks can be obtained in various sizes and there is also a possibility to fit them in either side of a profile. They have a restricted application, however they are needed at times when the need arises to build a particular construction. The adjacent figures show how this lock can be fitted (Fig.6) and how, in a practical way, it might be applied to fit in a profile, for example as a cupboard at an angle of 45°. In our offer we have also the locks which may be used for fittings at an angle of 67,5°*

***Winkelschloss /gebogen/***

*Die gebogenen Winkelschlosser werden beim Verbinden eines Profilabschnittes, in dem das Schloss aufgebaut ist, mit einem anderen Profil, dessen Außennute dazu ausgenutzt wird angewendet. Schlösser von diesen Typen, ähnlich wie die anderen, sind im reichen Sortiment hergestellt, das betrifft sowohl ihre Ausmaße, als auch zahlreiche Optionen, was den Schlossaufbau auf jeder Seite eines Profils ermöglicht. Sie haben zwar einen begrenzten Anwendungsbereich, es ergibt sich aber manchmal die Notwendigkeit, sie zu benutzen, um bestimmte Konstruktionsverbindung zu erreichen. Die Abbildungen nebenan zeigen die schematische Weise des Aufbaus eines von diesem Typ Schlosses (Fig.1), und praktisches Anwendungsbeispiel bei der Montage eines Verbandes z.B. im Fenster eines Regals, im 45° Winkel. Das Produktionsassortiment umfaßt auch Schlösser, die im 67,5° Winkel aufgebaut sind.*

Fig.1

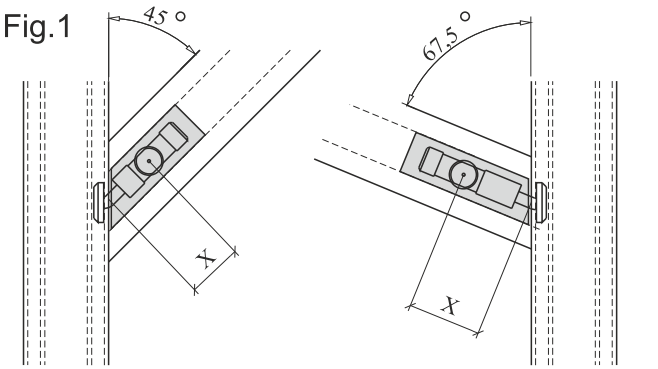


X - wymiar zależny od łączonego profilu
*X-measurement depends on the used profile*
*X das Maß ist vom verbundenen Profil abhängig*

Fig.2

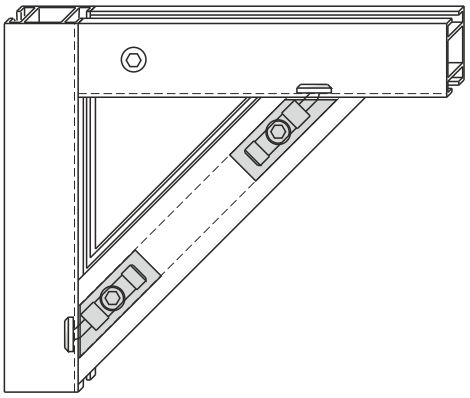

2018

IDEAL PPHU

62-081 Chyby, ul. Szamotulska 2
tel. +48/61 814 27 32, +48/61 816 05 69, +48 692 642 880

e-mail: pphu@ideal.net.pl
www.ideal.net.pl

## Zamek klamra 14 x B

Zamek przeznaczony jest do połączenia dowolnego profilu o przekroju prostokątnym z innym profilem posiadającym rowek o szerokości 8 mm. Szerokość B jest zależna od wymiaru okna użytego profilu. Wykonany jest z profili aluminiowych. W katalogu występuje w dziale 10-07-...

***Clamp Lock 14 x B***

*This lock might be used to connect any profile of a rectangular section with another profile whose groove is 8 mm wide. B width depends on the opening in the used profile. It is made of aluminum profiles. In the catalogue it is presented as 10-07-...*

***Klammer-Schloß 14 x B***

*Das Schloß ist fürs Verbinden zweier Profile bestimmt - eines beliebigen mit dem rechtwinkligen Schnitt Profils, mit einem anderen, das 8 mm breite Nute besitzt. Die B Breite ist vom Fenstermaß des benutzten Profils abhängig. Es ist aus Aluprofilen fertiggestellt. Im Katalog tritt es im Teil 10-07-... auf.*

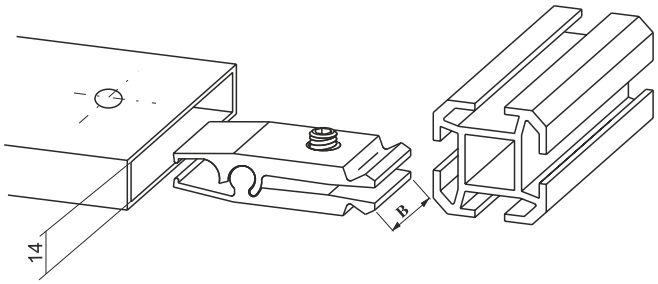


## Zamek klamra 16 x B

Zamek przeznaczony jest do połączenia dowolnego profilu o przekroju prostokątnym z innym profilem posiadającym rowek o szerokości 8 mm. Szerokość B jest zależna od wymiaru okna użytego profilu. Wykonany jest z profili aluminiowych. W katalogu występuje w dziale 10-07-...

***Clamp Lock 16 x B***

*This lock might be used to connect a profile of a rectangular section with another profile whose groove is 8 mm wide. B width depends on the opening in the used profile. It is made of aluminum profiles. In the catalogue it is presented as 10-07-...*

***Klammer-Schloß 16 x B***

*Das Schloß ist fürs Verbinden zweier Profile bestimmt - eines beliebigen mit dem rechtwinkligen Schnitt Profils, mit einem anderen, das 8 mm breite Nute besitzt. Die B Breite ist vom Fenstermaß des benutzten Profils abhängig. Es ist aus Aluprofilen fertiggestellt. Im Katalog tritt es im Teil 10-07-... auf.*

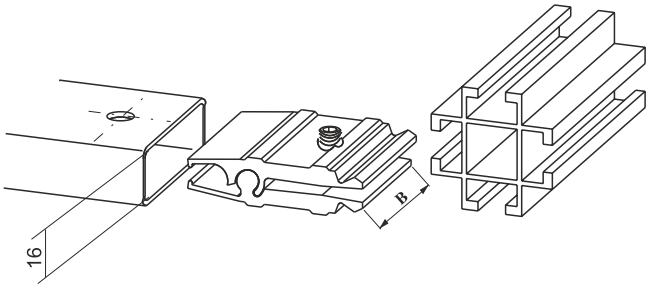


## Zamek klamra 14 x B - kątowy

Zamek przeznaczony jest do połączenia dowolnego profilu o przekroju prostokątnym z innym profilem posiadającym rowek o szerokości 8 mm pod dowolnym kątem. Kąt połączenia musi być zgodny z kątem zamka. Wykonany jest z profili aluminiowych.

***Clamp Lock 14 x B - angular***

*This lock might be used to connect any profile of a rectangular section with another profile whose groove is 8 mm wide at any angle. The angle of the connection must be compatible with the angle of a lock. It is made of aluminum profiles.*

***Klammer-Schloß 14 x B - winklig***

*Das Schloß ist fürs Verbinden zweier Profile bestimmt - eines beliebigen mit dem rechtwinkligen Schnitt Profils, mit einem anderen, das 8 mm breite Nute besitzt, im beliebigen Winkel. Der Verbindungswinkel muss mit dem Winkel des Schloßes übereinstimmen. Es ist aus Aluprofilen fertiggestellt.*

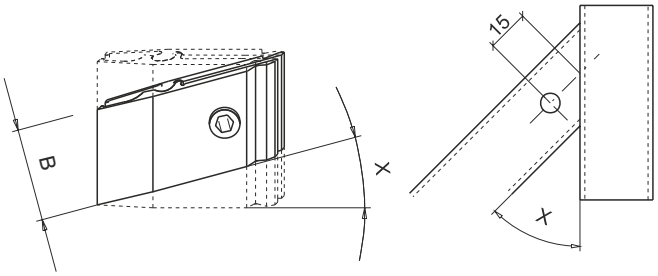


X - kąt dowolny
*X - at any angle*
*X - beliebiger Winkel*

B - szerokość dowolna
*B - at any width*
*B - beliebige Breite*

## Zamek klamra 16 x B - kątowy

Zamek przeznaczony jest do połączenia dowolnego profilu o przekroju prostokątnym z innym profilem posiadającym rowek o szerokości 8 mm pod dowolnym kątem. Kąt połączenia musi być zgodny z kątem zamka. Wykonany jest z profili aluminiowych.

***Clamp Lock 16 x B - angular***

*This lock might be used to connect any profile of a rectangular section with another profile whose groove is 8 mm wide at any angle. The angle of the connection must be compatible with the angle of a lock. It is made of aluminum profiles.*

***Klammer-Schloß 16 x B - winklig***

*Das Schloß ist fürs Verbinden zweier Profile bestimmt - eines beliebigen mit dem rechtwinkligen Schnitt Profils, mit einem anderen, das 8 mm breite Nute besitzt, im beliebigen Winkel. Der Verbindungswinkel muss mit dem Winkel des Schloßes übereinstimmen. Es ist aus Aluprofilen fertiggestellt.*

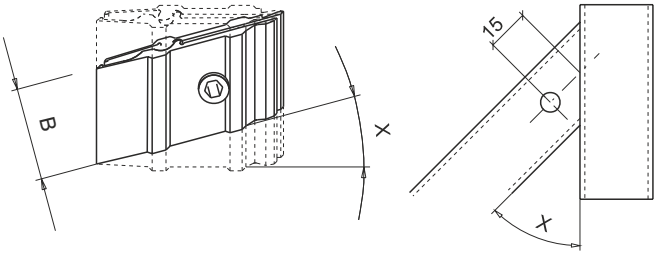


X - kąt dowolny
*X - at any angle*
*X - beliebiger Winkel*

B - szerokość dowolna
*B - at any width*
*B - beliebige Breite*

62-081 Chyby, ul. Szamotulska 2
tel. +48/61 814 27 32, +48/61 816 05 69, +48 692 642 880
e-mail: pphu@ideal.net.pl
www.ideal.net.pl

**Głowica narożnikowa 3 x 90°**

Element wykonany z tworzywa sztucznego ABS przeznaczony jest do łączenia trzech odcinków profili pod kątem prostym tworząc narożnik. Zasada montażu głowicy polega na wykonaniu otworu o średnicy Ø5 mm w odległości 18,5 mm od powierzchni czołowej profilu. Rysunek obok prezentuje przykład wykorzystania głowicy 10-08-656 do łączenia profilu A6036. W katalogu umieszczone są w dziale 10-08-...

***Corner Head 3 x 90°***

*This part is made of plastic, which might be used to connect three profiles at the right angle, making a corner. The principle of assembling the corner head is making a hole of O5 mm diameter at a distance of 18,5 mm from the profile surface. The adjacent figure shows how the head 10-08-656 can be used to connect the profile A6036. In the catalogue they are presented as 10-08-...*

***Eckverbinder 3 x 90°***

*Dieses aus dem Kunststoff ABS fertiggestellte Element ist fürs Verbinden von drei Profilabschnitten im rechten Winkel bestimmt und bildet so eine Ecke. Die Montageweise des Profils erfordet das Ausführen eines Loches Ø5 mm, in 18,5 mm Abstand von der Stirnkante des Profils. Die Abbildung daneben zeigt ein Beispiel der Nutzanwendung des Eckkopfes 10-08-656 fürs Verbinden der A6036 Profile. Im Katalog treten sie im Teil 10-08-... auf.*

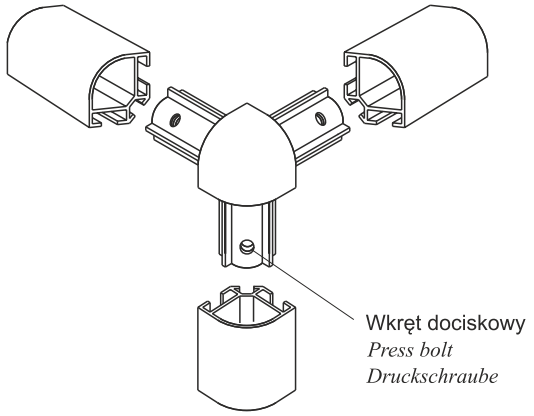


**Głowica narożnikowa 3 x 135°**

Element wykonany z tworzywa sztucznego ABS przeznaczony jest do łączenia dwóch odcinków profili pod kątem 135° prostopadle z trzecim profilem. Zasada montażu głowicy polega na wykonaniu otworu o średnicy O5 mm w odległości 18,5 mm od powierzchni czołowej profilu. Rysunek obok prezentuje przykład wykorzystania głowicy 10-08-651 do łączenia profili A6130 z A6128.

***Corner Head 3 x 135°***

*This part is made of plastic, which might be used to connect two profiles at an angle of 135°, perpendicularly to a third profile, making a corner. The principle of assembling the corner head is making a hole of O5 mm diameter at a distance of 18,5 mm from the profile surface. The adjacent figure shows how the head 10-08-651 can be used to connect the profile A6130 with A6128.*

***Eckverbinder 3 x 135°***

*Dieses aus dem Kunststoff ABS fertiggestellte Element ist fürs Verbinden von zwei Profilabschnitten im 135° Winkel senkrecht mit dem dritten Profil bestimmt und bildet so eine Ecke. Die Montageweise des Profils erfordet das Ausführen eines Loches Ø5 mm in 18,5 mm Abstand von der Stirnkante des Profils. Die Abbildung daneben zeigt ein Beispiel der Nutzanwendung des Eckkopfes 10-08-651 fürs Verbinden der Profile A6130 mit A6128.*

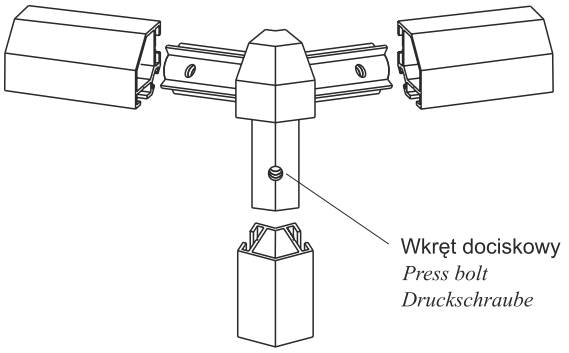


**Głowica narożnikowa 2 x 90°**

Element wykonany z tworzywa sztucznego ABS przeznaczony jest do łączenia dwóch odcinków profili pod kątem 90° tworząc narożnik. Zasada montażu głowicy polega na wykonaniu otworu o średnicy O5 mm w odległości 18,5 mm od powierzchni czołowej profilu. Rysunek obok prezentuje przykład wykorzystania głowicy 10-08-661 do łączenia profili A6130 z A6036. W katalogu umieszczone są w dziale 10-08-...

***Corner Head 2 x 90°***

*This part is made of plastic, which might be used to connect two profiles at an angle of 90°, making a corner. The principle of assembling the corner head is making a hole of O5 mm diameter at a distance of 18,5 mm from the profile surface. The adjacent figure shows how the head 10-08-661 can be used to connect the profile A6036. In the catalogue they are presented as 10-08-...*

***Eckverbinder 2 x 90°***

*Dieses aus dem Kunststoff ABS fertiggestellte Element ist fürs Verbinden von zwei Profilabschnitten im 90° Winkel bestimmt und bildet so eine Ecke. Die Montageweise des Profils erfordet das Ausführen eines Loches Ø5 mm in 18,5 mm Abstand von der Stirnkante des Profils. Die Abbildung daneben zeigt ein Beispiel der Nutzanwendung des Eckkopfes 10-08-661 fürs Verbinden der A6036 Profile. Im Katalog treten sie im Teil 10-08-... auf.*

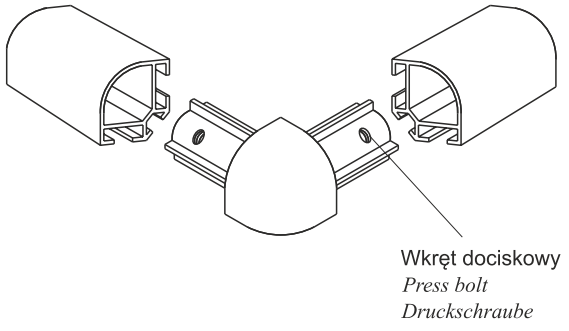


**Głowica narożnikowa 4 x 90°**

Element wykonany z tworzywa sztucznego ABS przeznaczony do łączenia czterech odcinków profili w węzeł. Rysunek obok prezentuje przykład wykorzystania głowicy 10-08-601 do łączenia dwóch odcinków profili A6036 z dwoma odcinkami profili A6037.
W Asortymencie produkcji znajduje się także głowica 4 x 90° do łączenia A 6106 /10-08-659/, mocowana w profilu tylko na wcisk

***Corner Head 4 x 90°***

*This part is made of plastic, which might be used to connect four profiles, making a joint. The adjacent figure shows how the head 10-08-601 can be used to connect two profiles A6036 with two profiles A6037. In our offer there is also a head 4 x 90° to connect profile A6106 /10-08-659/ but this one can be fitted in a profile by pressing.*

***Eckverbinder 4 x 90°***

*Dieses aus dem Kunststoff ABS fertiggestellte Element ist fürs Verbinden von vier Profilabschnitten in einen Knoten bestimmt. Die Abbildung daneben zeigt ein Beispiel der Anwendung des Eckkopfes 10-08-601 fürs Verbinden von zwei A6036 mit zwei A6037 Profilabschnitten. Im Produktionsassortiment befindet sich auch ein Kopf 4 x 90° fürs Verbinden A6106 /10-08-659/, er ist jedoch nur mit Hilfe der Einpressung gespannt.*

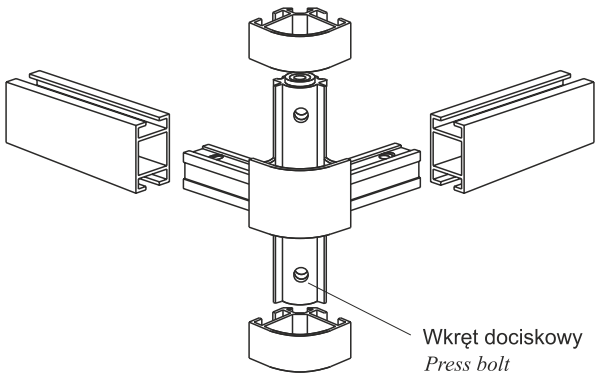

IDEAL PPHU

62-081 Chyby, ul. Szamotulska 2
tel. +48/61 814 27 32, +48/61 816 05 69, +48 692 642 880

e-mail: pphu@ideal.net.pl
www.ideal.net.pl

**Tulejka oporowa Ø33**

*Resistance muff*
*Stützhülse*

Przeznaczona do mocowania do podłoża słupka A6131
*Designed to be attached to the bottom of a pole A6131*
*Sie ist fürs Befestigen des Pfosten A6131 in der Unterlage bestimmt*

**10-02-161**

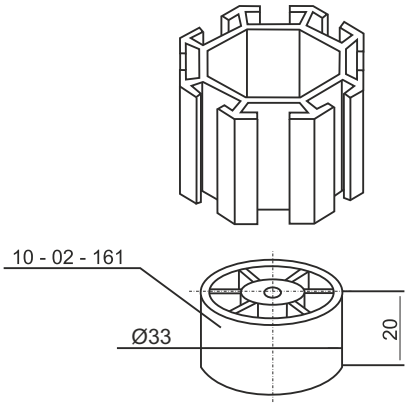


**Kątownik narożnikowy kąt 90°**

*Corner angle section*
*Eckwinkel*

Stosowany do łączenia elementów aluminiowych pod kątem 90°
*Designed to connect aluminum elements at an angle of 90°*
*Er ist fürs Verbinden der Aluminiumelemente im 90° Winkel bestimmt*

**10-02-500** - 2 x M6

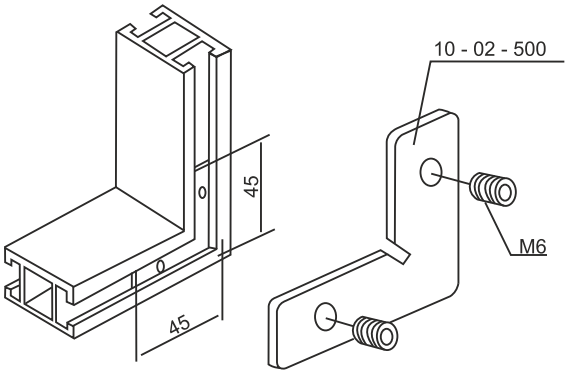


**Kątownik narożnikowy kąt 135°**

*Corner angle section*
*Eckwinkel*

Stosowany do łączenia elementów aluminiowych pod kątem 135°
*Designed to connect aluminum elements at an angle of 135°*
*Er ist fürs Verbinden der Aluminiumelemente im 135° Winkel bestimmt*

**10-02-501** - 3 x M6

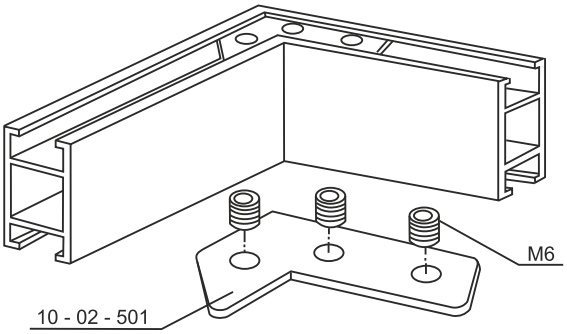


**Połączenie stalowe**

*Steel joint*
*Stahlverbindung*

Umożliwia łączenie, przedłużanie elementów aluminiowych
*Enables connecting and prolonging aluminum elements*
*Sie ermöglicht das Verbinden und Verlängern der Aluminiumelemente*

**10-02-503** - 2 x M6
**10-02-502** - 4 x M6

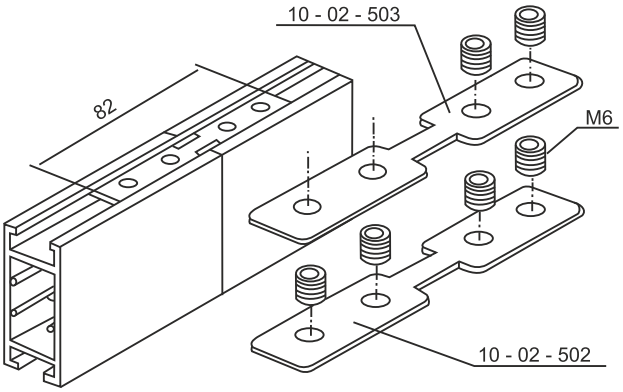


2018

IDEAL PPHU

62-081 Chyby, ul. Szamotulska 2
tel. +48/61 814 27 32, +48/61 816 05 69, +48 692 642 880

e-mail: pphu@ideal.net.pl
www.ideal.net.pl

**Kątownik podłogowy kąt 90°**
*Floor angle section 90°*
*Fußbodenwinkel 90°*

Umożliwia połączenie dwóch elementów aluminiowych, a także zamontowanie elementu do podłogi, ściany, sufitu

*Enables connection of two aluminum elements and also attaching elements to a floor, a wall or a ceiling*
*Ermöglicht das Verbinden von zwei Aluminiumelementen und auch das Befestigen im Fußboden, in der Wand oder Decke*

**10-02-504** - 2 x M6
**10-02 511** - 4 x M6

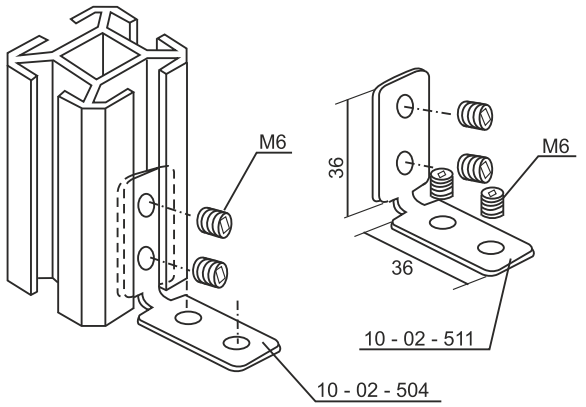


**Łącznik**
*Connector*
*Verbinder*

Stosowany do łączenia - przedłużania dwóch odcinków profili A4732

*Used for connecting, and prolonging two pieces of profiles A4732*
*Er ist beim Verbinden und Verlängern von zwei Profilabschnitten A4732 angewendet*

**10-02-510**

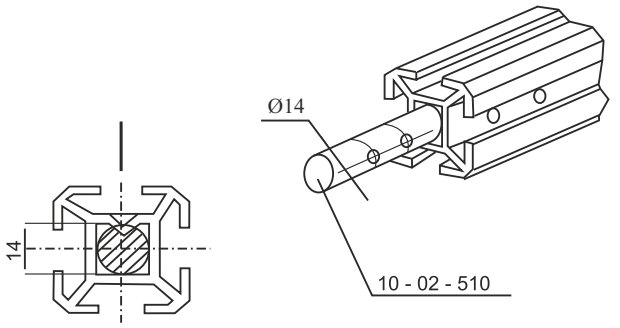


**Kątownik podłogowy kąt 135°**
*Floor angle section 135°*
*Fußbodenwinkel 135°*

Stosowany jest do łączenia elementów aluminiowych pod kątem 135°

*Used for connecting aluminum elements at an angle of 135°*
*Beim Verbinden der Aluminiumelemente im 135° Winkel angewendet*

**10-02-512** - 4 x M6

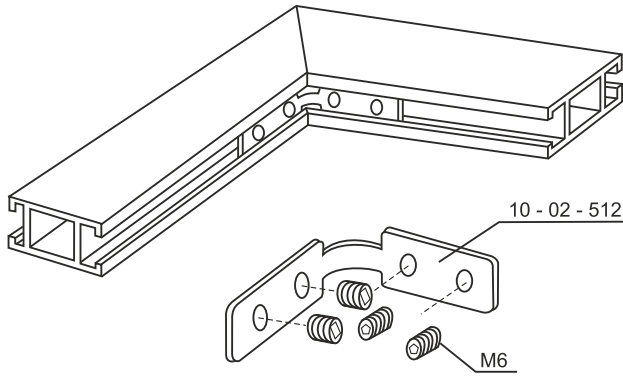


**Tabletka oporowa**
*Resistance tablet*
*Stützstafel*

Umożliwia połączenia dwóch elementów

*Enables connection of two elements*
*Sie ermöglicht das Verbinden von zwei Elementen*

**10-02-520** - 2 x M6
**10-02-521** - 3 x M6

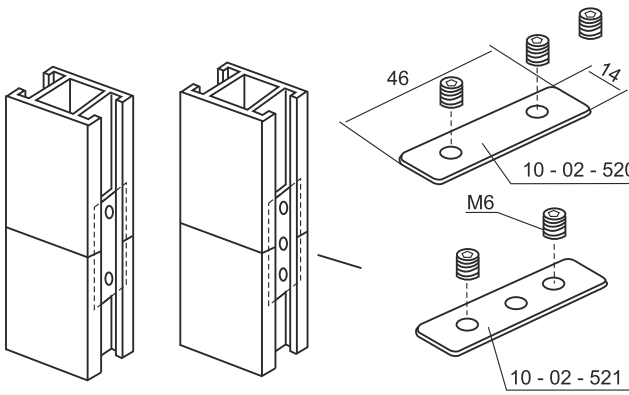


2018

IDEAL PPHU

62-081 Chyby, ul. Szamotulska 2
tel. +48/61 814 27 32, +48/61 816 05 69, +48 692 642 880

e-mail: pphu@ideal.net.pl
www.ideal.net.pl

# ZAMKI DO GABLOT

*Locks for display cabinets*
*Türschlösser*

**Zamek wciskany do szkła**
*Press-type lock for glass*
*Schloss - ins Glas eingepresst*

- powierzchnia chromowana
  *chromed surface*
  *verchromte Oberfläche*
- szkło o grubości 3,0 - 6,0 mm
  *glass thickness: 3,0 - 6,0 mm*
  *Glasdicke: 3,0 - 6,0 mm*
- otwór w szkle o średnicy 30 mm
  *glass hole diameter 30 mm*
  *Bohrung im Glas - Durchmesser 30 mm*

**10-01-050**

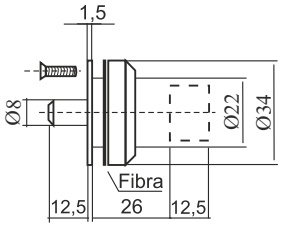


**Wymiary montażowe**
*Assembly measurements*
*Einbaumaße*

**Widok zamka**
*Lock projection*
*Ansicht des Schlosses*

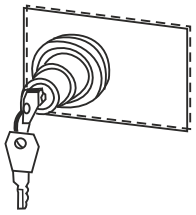

**Zamek do szyby**
*Glass door lock*
*Schloss für Scheibe*
- powierzchnia chromowana
  *chromed surface*
  *verchromte Oberfläche*
- nowy estetyczny wkład patentowy
  *new, aesthetic patent filler*
  *neuer, ästhetischer Patentschloßeinsatz*
- możliwośc wykonania kluczy z jednym kodem
  *one-key code possibility*
  *Möglichkeit der Ausführung mit einem Schlüsselcode*
- szkło o grubości 3,0 - 6,0 mm
  *glass thickness: 3,0 - 6,0 mm*
  *Glasdicke: 3,0 - 6,0 mm*
- otwór w szkle o średnicy 16 mm
  *glass hole diameter 16 mm*
  *Bohrung im Glas - Durchmesser 16 mm*

**10-01-053**

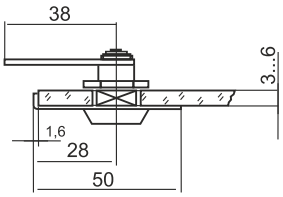


**Wymiary montażowe**
*Assembly measurements*
*Einbaumaße*

**Widok zamka**
*Lock projection*
*Ansicht des Schlosses*

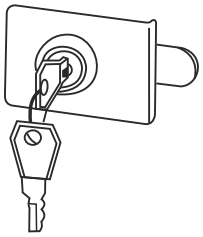

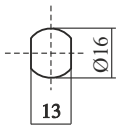


**Zamek do płyt**
*Locks for board*
*Schloss für Platten*

- powierzchnia chromowana
  *chromed surface*
  *verchromte Oberfläche*
- możliwośc wykonania kluczy z jednym kodem
  *one-key code possibility*
  *Möglichkeit der Ausführung mit einem Schlüsselcode*
- maksymalna grubości płyty 6,0 mm
  *maximum board thickness 6,0 mm*
  *maximale Plattendicke 6,0 mm*

**10-01-055**

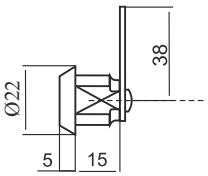


**Wymiary montażowe**
*Assembly measurements*
*Einbaumaße*

**Widok zamka**
*Lock projection*
*Ansicht des Schlosses*

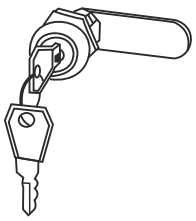

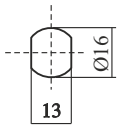

IDEAL PPHU

62-081 Chyby, ul. Szamotulska 2
tel. +48/61 814 27 32, +48/61 816 05 69, +48 692 642 880

e-mail: pphu@ideal.net.pl
www.ideal.net.pl

**Zamek meblowy**
*Furniture lock*
*Möbelschloss*

- powierzchnia chromowana
  *chromed surface*
  *verchromte Oberfläche*
- możliwość wykonania kluczy z jednym kodem
  *one-key code possibility*
  *Möglichkeit der Ausführung mit einem Schlüsselcode*
- otwór w szkle o średnicy O24 mm
  *glass hole diameter O24 mm*
  *Bohrung im Glas - Durchmesser O24 mm*

**10-01-056**

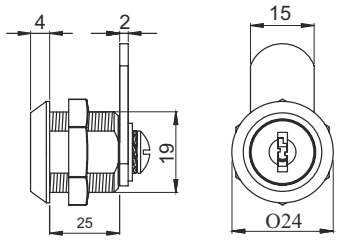


**Wymiary montażowe**
*Assembly measurements*
*Einbaumaße*

**Widok zamka**
*Lock projection*
*Ansicht des Schlosses*

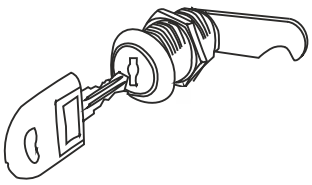

**Zamek do szyby (drzwi pojedyncze)**
*Glass door lock for single doors*
*Schloss für Glas - Einzeltür*

- powierzchnia chromowana
  *chromed surface*
  *verchromte Oberfläche*
- szkło o grubości 4-5 mm
  *glass thickness 4-5 mm*
  *Glasdicke 4-5 mm*
- nie wymaga otworu w szkle
  *no boring required*
  *bedürft keine Bohrung im Glas*

**10-01-058**

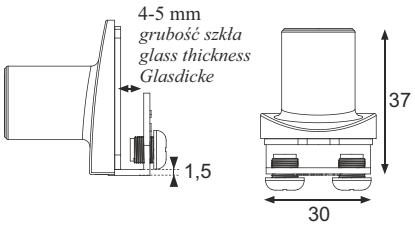


**Wymiary montażowe**
*Assembly measurements*
*Einbaumaße*

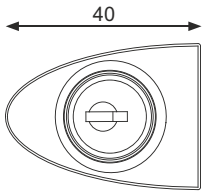


**Widok zamka**
*Lock projection*
*Ansicht des Schlosses*

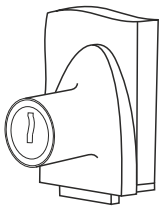

**Zamek do szyby (drzwi podwójne)**
*Glass door lock for double door*
*Schloss für Glas - Doppeltür*

- powierzchnia chromowana
  *chromed surface*
  *verchromte Oberfläche*
- szkło o grubości 4-5 mm
  *glass thickness 4-5 mm*
  *Glasdicke 4-5 mm*
- nie wymaga otworu w szkle
  *no boring required*
  *bedürft keine Bohrung im Glas*

**10-01-058/01**

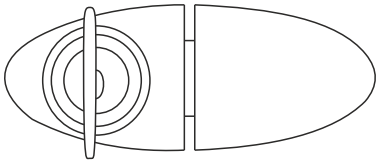

**Widok zamka**
*Lock projection*
*Ansicht des Schlosses*

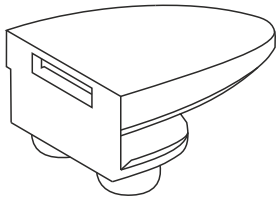

2018

IDEAL PPHU

62-081 Chyby, ul. Szamotulska 2
tel. +48/61 814 27 32, +48/61 816 05 69, +48 692 642 880

e-mail: pphu@ideal.net.pl
www.ideal.net.pl

# PRZYKŁADY ZASTOSOWANIA SYSTEMU DRZWI PRZESUWNYCH

*The exemplary usage of sliding door system  Anwendungsbeispiele für Schiebetürsysteme*

**Uchwyt sufitowy szyny SP 20528**
*Ceiling rail holder for SP20528*
*Deckenhalter der Schiene für SP20528*

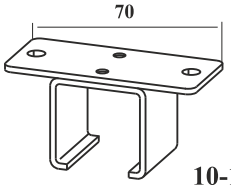


**10-11-752**

**Uchwyt ścienny szyny SP 20528**
*Wall rail holder for SP20528*
*Wandhalter der Schiene für Sp20528*

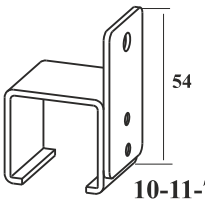


**10-11-753**

**Złączka szyny SP 20528**
*Tube rail connector for SP20528*
*Schienenverbinder für SP20528*

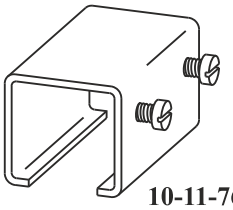

**10-11-760**

**SP 20528**
**Profil do systemów drzwi przesuwnych**
*Profile for sliding door system*
*Profil für Schiebetürsysteme*

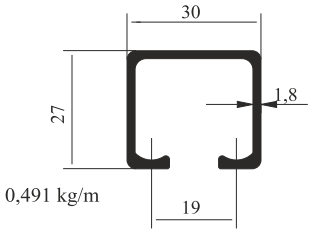


0,491 kg/m

**Zderzak**
*Buffer*
*Puffer*

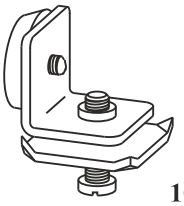

**10-11-770**

**Wieszak jezdny wygięty**
*Carriageable hanger-bent*
*Fahrbarer Knickhaken*

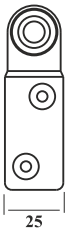


**10-11-742**

**Wieszak jezdny prosty**
*Carriageable hanger- straight*
*Fahrbarer Geradehaken*

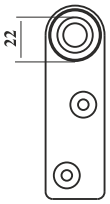


**10-11-743**

**Wózek do SP 20528 i A6285**
*Trolley for SP20528/A6285*
*Wagen für SP20528/A6285*

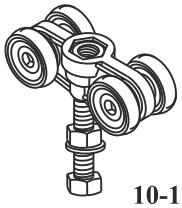

**10-11-741**

**Wózek jezdny dwukółkowy**
*Two wheeled trolley*
*Fahrbarer Zweiradwagen*

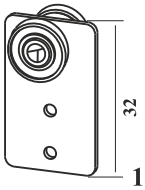


**10-11-745**



**Uchwyt mocujący wózek - do płyt**
*Holder fastening trolley to a board*
*Wagenhalter für Platten*

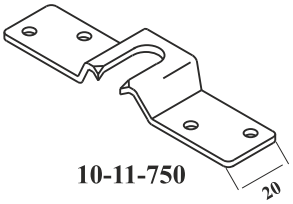


**10-11-750**

**Uchwyt mocujący wózek - do profili**
*Holder fastening trolley to profiles*
*Wagenhalter für Profile*

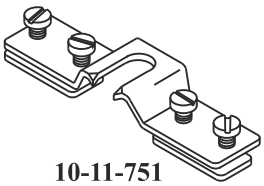

**10-11-751**

**Prowadnica dolna drzwi przesuwnych**
*Lower guide bar for sliding door*
*Untere Führung der Schiebetür*

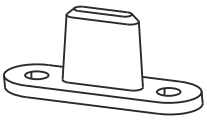

**10-11-720**

IDEAL PPHU

62-081 Chyby, ul. Szamotulska 2
tel. +48/61 814 27 32, +48/61 816 05 69, +48 692 642 880

e-mail: pphu@ideal.net.pl
www.ideal.net.pl

# PRZYKŁADY ZASTOSOWANIA SYSTEMU DRZWI PRZESUWNYCH

*The exemplary usage of sliding door system* *Anwendungsbeispiele für Schiebetürsysteme*

**Prowadnica dolna PCV do A4368**
*Lower guide bar for profie A4368*
*Untere PVC-Scheibenführung*

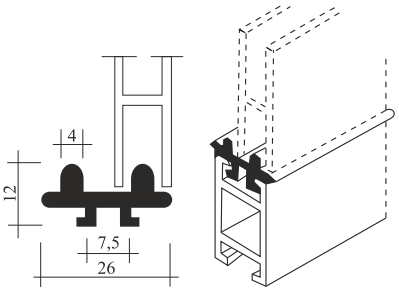


**21-01-003**

**Prowadnica górna szyby PCV**
*Upper guide bar for glass*
*Obere PVC-Scheibenführung*

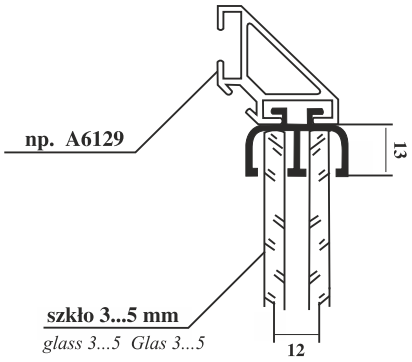


**21-01-005**

**Prowadnica dolna szyby PCV**
*Lower guide bar for glass*
*Untere PVC-Scheibenführung*

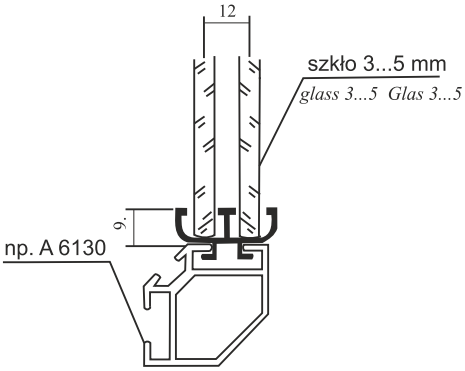


**21-01-006**

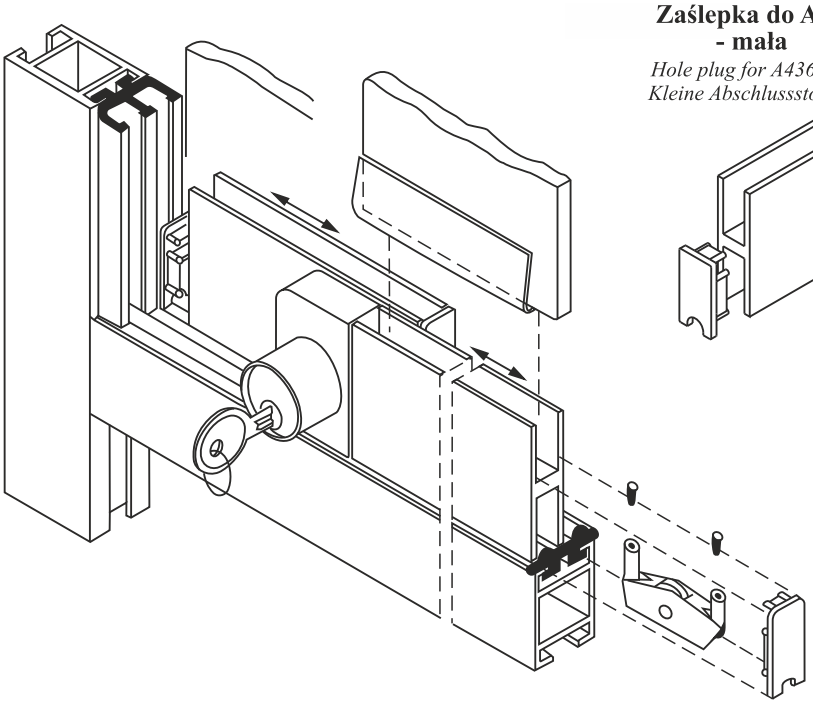

**Zaślepka do A 4368 - mała**
*Hole plug for A4368 - small*
*Kleine Abschlussstopfen für A4368*

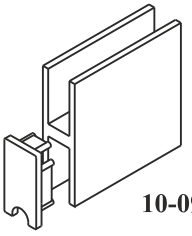

**10-09-129**

**Zaślepka do A 4368 - duża**
*Hole plug for A4368 - big*
*Grosse Abschlussstopfen für A4368*

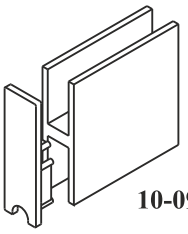

**10-09-130**

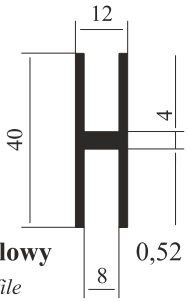


**A 4368**
**Profil meblowy**
0,52 kg/m
*Furniture profile*
*Möbelprofil*

**Zamek do szyby do A 4368 - chromowany**
*Lock for glass for A4368 - chrome*
*Schloss für Scheibe für A4368 - verchromt*

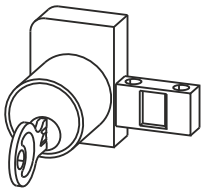

**10-01-051**

**Zamek do szyby do A 4368**
*Lock for glass for A4368*
*Schloss für Scheibe für A4368*

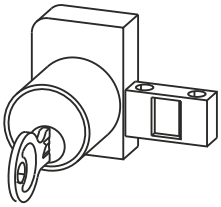

**10-01-052**

**Rolka do A 4368**
*Roller for A4368*
*Rolle für A4368*

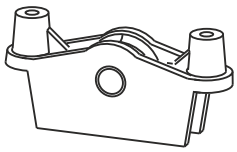

**10-01-064**

**Rolka do A 4368 - wzmocniona**
*Roller for A4368 - fortified*
*Rolle für A4368 - verstärkt*

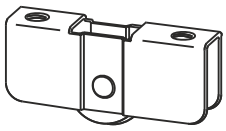

**10-01-065**

2018

IDEAL PPHU

62-081 Chyby, ul. Szamotulska 2
tel. +48/61 814 27 32, +48/61 816 05 69, +48 692 642 880

e-mail: pphu@ideal.net.pl
www.ideal.net.pl

# PODSTAWOWE WYMIARY PROFILI ALUMINIOWYCH, DO KTÓRYCH MAJĄ ZASTOSOWANIE NASZE AKCESORIA

*Common measurements of aluminum profiles which can be assembled with our accessories*

*Grundmaße der Aluprofile, bei denen unsere Akzessorien Anwendung finden*

**A 4215**
**Profil wystawienniczy**
*Exhibition profile*
*Ausstellungsprofil*

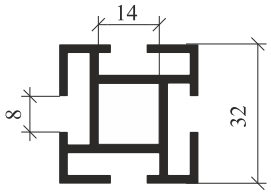


0,99 kg/m

**A 4368**
**Profil meblowy**
*Furniture profile*
*Möbelprofil*

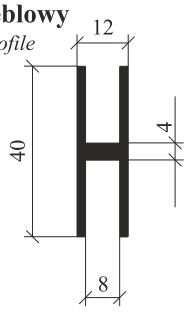


0,52 kg/m

**A 4732**
**Profil wystawienniczy**
*Exhibition profile*
*Ausstellungsprofil*

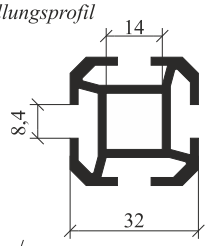


0,87 kg/m

**A 4855**
**Profil wystawienniczy**
*Exhibition profile*
*Ausstellungsprofil*

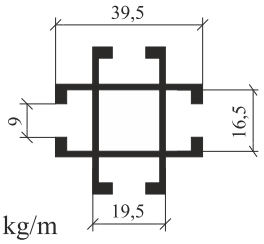


0,86 kg/m

**A 4856**
**Profil wystawienniczy**
*Exhibition profile*
*Ausstellungsprofil*

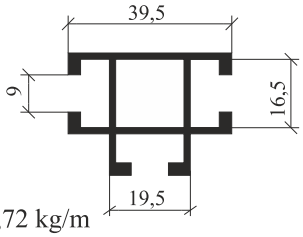


0,72 kg/m

**A 4857**
**Profil wystawienniczy**
*Exhibition profile*
*Ausstellungsprofil*

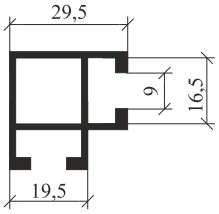


0,53 kg/m

**A 4858**
**Profil wystawienniczy**
*Exhibition profile*
*Ausstellungsprofil*

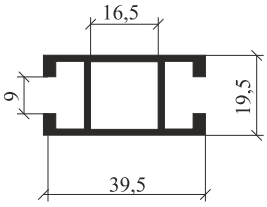


0,58 kg/m

**A 4914**
**Rura 33 x 20 x 1,5**
*Pipe 33x20x1,5*
*Rohr 33x20x1,5*

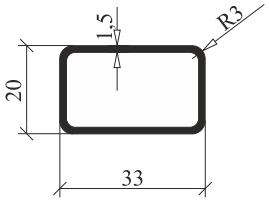


0,39 kg/m

**A 4934**
**Profil meblowy**
*Furniture profile*
*Möbelprofil*

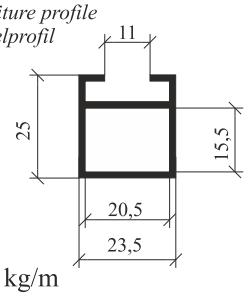


0,41 kg/m

**A 4960**
**Profil wystawienniczy**
*Exhibition profile*
*Ausstellungsprofil*

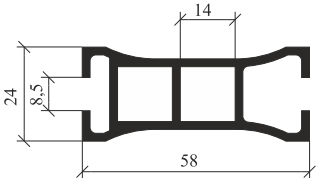


0,98 kg/m

**A 4961**
**Profil wystawienniczy**
*Exhibition profile*
*Ausstellungsprofil*

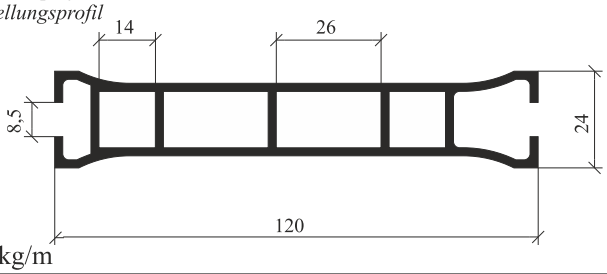


1,77 kg/m

**A 5086**
**Profil meblowy**
*Furniture profile*
*Möbelprofil*

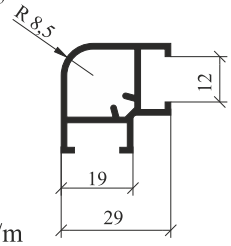


0,51 kg/m

**A 5087**
**Profil wystawienniczy-meblowy**
*Exhibition-furniture profile*
*Ausstellungs-Möbel-Profil*

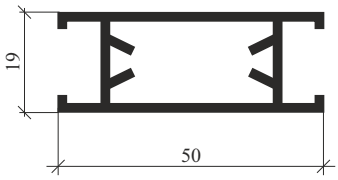


0,66 kg/m

**A 5415**
**Profil na ramki**
*Profile for frames*
*Profil für die Rahmen*

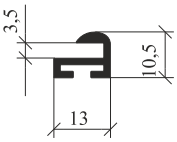


0,15 kg/m

**A 5603**
**Rura owalna 21 x 10 x 1**
*Oval pipe 21x10x1*
*Ovalrohr 21x10x1*

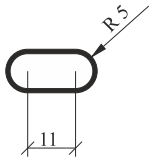


0,14 kg/m

IDEAL PPHU

62-081 Chyby, ul. Szamotulska 2
tel. +48/61 814 27 32, +48/61 816 05 69, +48 692 642 880
e-mail: pphu@ideal.net.pl
www.ideal.net.pl

**A 5604**
**Profil na ramki**
*Profile for a frame*
*Profil für die Rahmen*

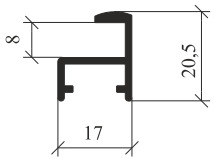


0,225 kg/m

**A 5642**
**Profil wystawienniczy**
*Exhibition profile*
*Ausstellungsprofil*

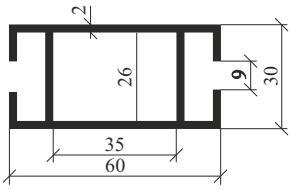


1,11 kg/m

**A 6035**
**Profil wystawienniczy**
*Exhibition profile*
*Ausstellungsprofil*

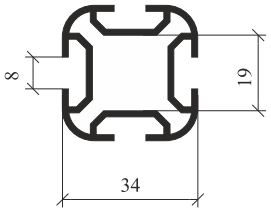


0,763 kg/m

**A 6036**
**Profil meblowy**
*Furniture profile*
*Möbelprofil*

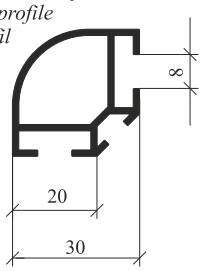


0,55 kg/m

**A 6037**
**Profil meblowy**
*Furniture profile*
*Möbelprofil*

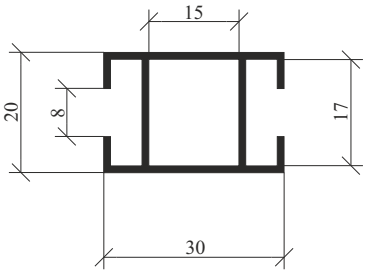


0,45 kg/m

**A 6038**
**Profil wystawienniczy - meblowy**
*Exhibition-furniture profile*
*Ausstellungs-Möbel-Profil*

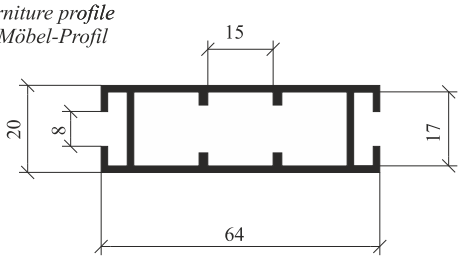


0,79 kg/m

**A 6507**
**Profil meblowy**
*Furniture profile*
*Möbelprofil*

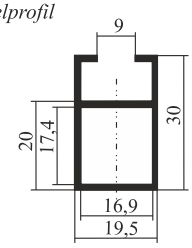


**A 6056**
**Profil meblowy**
*Furniture profile*
*Möbelprofil*

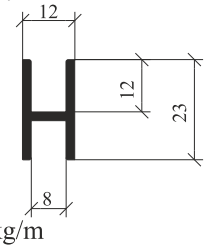


0,291 kg/m

**Profil na ramki przymykowe – 25 mm**
*Profile for shutting frames – 25 mm*
*Profil für Schließrahmen – 25 mm*

**04509**

profil górny: 0,114 kg/m

**04508**

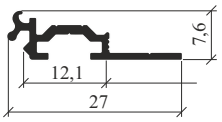


profil dolny: 0,137 kg/m

**Profil na ramki przymykowe – 32 mm**
*Profile for shutting frames – 32 mm*
*Profil für Schließrahmen – 32 mm*

**A 6074**

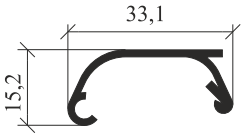


profil górny: 0,25 kg/m

**A 6075**

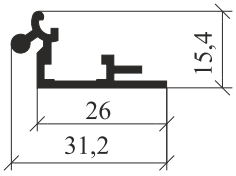


profil dolny: 0,255 kg/m

**A 6085**
**Profil budowlany / wykorzystywany na cokoły mebli/**
*Building profile /for furniture base/*
*Bauprofil /bei den Möbelsockeln verwendet/*

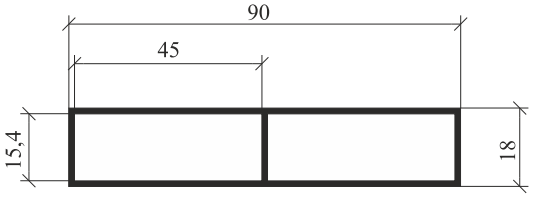


0,91 kg/m

**A 6105**
**Rura 20 x 20 x 1,5**
*Pipe 20x20x1,5*
*Rohr 20x20x1,5*

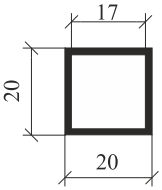


0,299 kg/m

**A 6106**
**Profil meblowy**
*Furniture profile*
*Möbelprofil*

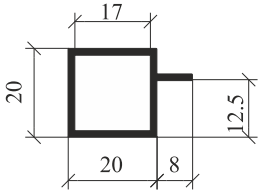


0,332 kg/m

**A 6128**
**Profil meblowy**
*Furniture profile*
*Möbelprofil*

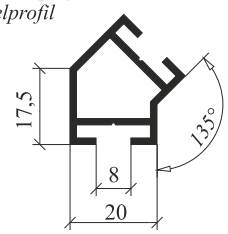


0,43 kg/m

**A 6129**
**Profil meblowy**
*Furniture profile*
*Möbelprofil*

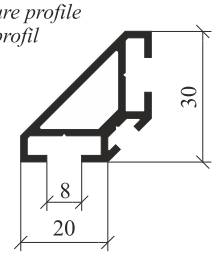


0,51 kg/m

2018

IDEAL PPHU

62-081 Chyby, ul. Szamotulska 2
tel. +48/61 814 27 32, +48/61 816 05 69, +48 692 642 880

e-mail: pphu@ideal.net.pl
www.ideal.net.pl

**A 6130**
**Profil meblowy**
*Furniture profile*
*Möbelprofil*

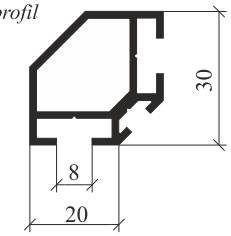


0,55 kg/m

**A 6131**
**Profil wystawienniczy**
*Exhibition profile*
*Ausstellungsprofil*

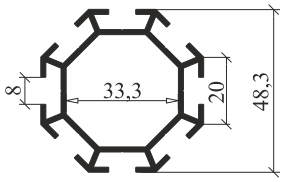


0,98 kg/m

**A 6132**
**Profil meblowy**
*Furniture profile*
*Möbelprofil*

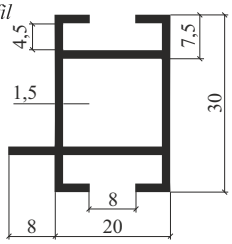


0,49 kg/m

**A 6133**
**Profil wystawienniczo-meblowy**
*Exhibition-furniture profile*
*Ausstellungs- Möbel-Profil*

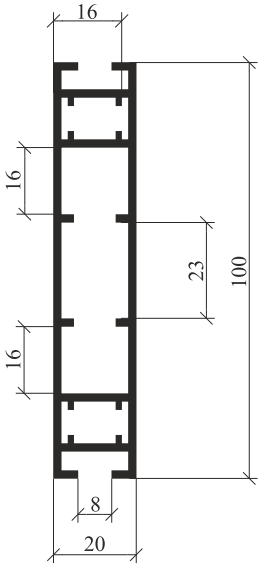


1,64 kg/m

**A 6212**
**Profil na ramki**
*Profile for frames*
*Profil für die Rahmen*

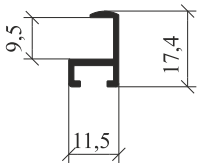


0,14 kg/m

**A 6285**
**Profil do systemów drzwi przesuwnych**
*Profile for sliding door system*
*Profil für Schiebetürsysteme*

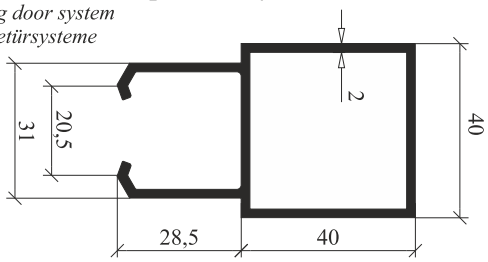


1,19 kg/m

**A 8353 / SP91001**
**Rura 20 x 20 x 2**
*Pipe 20x20x2*
*Rohr 20x20x2*

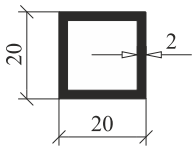


0,389 kg/m

**A 8401**
**Rura 30 x 20 x 2**
*Pipe 30x20x2*
*Rohr 30x20x2*

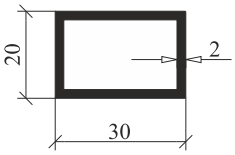


0,50 kg/m

**SP 20203**
**Profil meblowy**
*Furniture profile*
*Möbelprofil*

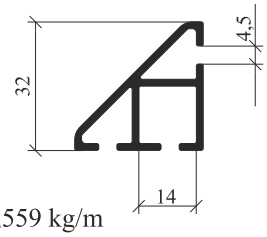


0,559 kg/m

**SP 20528**
**Profil do systemów drzwi przesuwnych**
*Profile for sliding door system*
*Profil für Schiebetürsysteme*

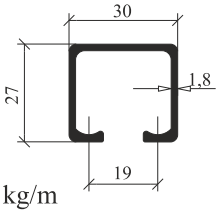


0,491 kg/m

**SP 20700**
**Profil wystawienniczy**
*Exhibition profile*
*Ausstellungsprofil*

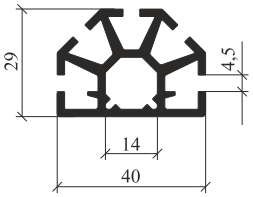


1,026 kg/m

**SP 20701**
**Profil do systemów drzwi przesuwnych**
*Profile for sliding door system*
*Profil für Schiebetürsysteme*

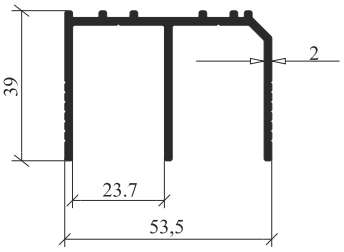


0,886 kg/m

**SP 20702**
**Profil do systemów drzwi przesuwnych**
*Profile for sliding door system*
*Profil für Schiebetürsysteme*

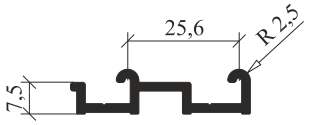


0,35 kg/m

**SP 20703**
**Profil do systemów drzwi przesuwnych**
*Profile for sliding door system*
*Profil für Schiebetürsysteme*

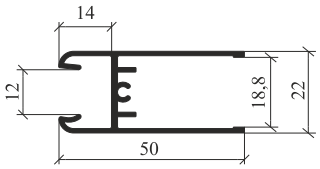


0,582 kg/m

**SP 20704**
**Profil do systemów drzwi przesuwnych**
*Profile for sliding door system*
*Profil für Schiebetürsysteme*

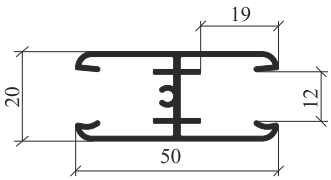


0,514 kg/m

**A 6066**
**Profil do konstrukcji z poliwęglanami**
*Profile for construction with polycarbonates*
*Profil für Konstruktion mit Polycarbonat (PC)*

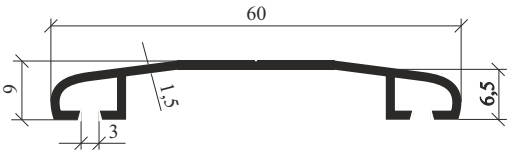


0,40 kg/m

IDEAL PPHU

62-081 Chyby, ul. Szamotulska 2
tel. +48/61 814 27 32, +48/61 816 05 69, +48 692 642 880

e-mail: pphu@ideal.net.pl
www.ideal.net.pl

**SP 20705**
**Profil do systemów drzwi przesuwnych**
*Profile for sliding door system*
*Profil für Schiebetürsysteme*

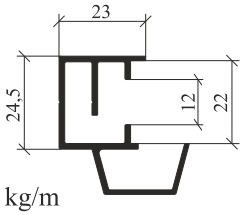


0,506 kg/m

**SP 21392**
**Profil meblowy (redukcyjny)**
*Furniture profile*
*Möbelprofil*

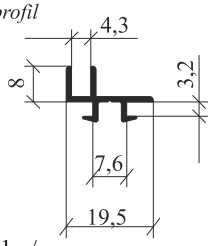


0,145 kg/m

**SP 30143**
**Profil wystawienniczy**
*Exhibition profile*
*Ausstellungsprofil*

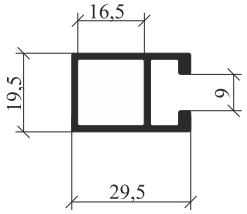


0,433 kg/m

**SP 30144**
**Profil wystawienniczy**
*Exhibition profile*
*Ausstellungsprofil*

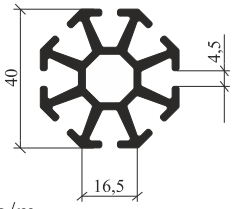


1,303 kg/m

**SP 30145**
**Profil wystawienniczy**
*Exhibition profile*
*Ausstellungsprofil*

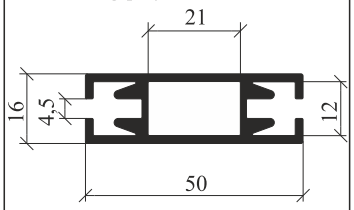


0,848 kg/m

**SP 75014**
**Profil burtowy**
*Border profile*
*Bordprofil*

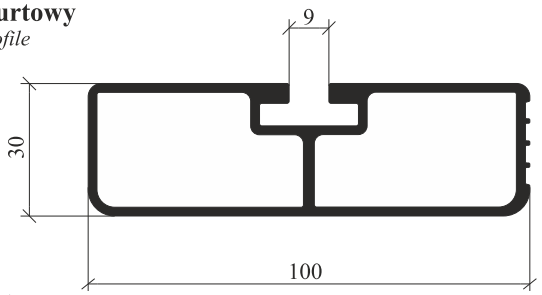


1,737 kg/m

**P112**
**Profil ekspozycyjny**
*Exposition profile*
*Ausstellungsprofil*

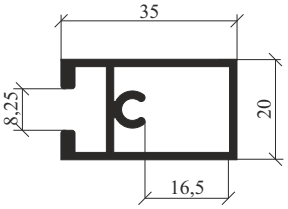


0,577 kg/m

**P113**
**Profil ekspozycyjny**
*Exposition profile*
*Ausstellungprofil*

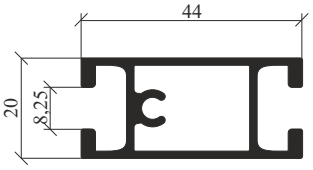


0,723 kg/m

**P114**
**Profil ekspozycyjny**
*Exposition profile*
*Ausstellungprofil*

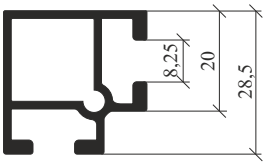


0,580 kg/m

**P115**
**Profil ekspozycyjny**
*Exposition profile*
*Ausstellungprofil*

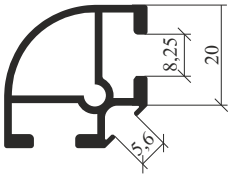


0,564 kg/m

**P116**
**Profil ekspozycyjny**
*Exposition profile*
*Ausstellungprofil*

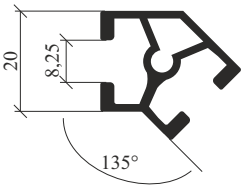


0,480 kg/m

**P117**
**Profil ekspozycyjny**
*Exposition profile*
*Ausstellungprofil*

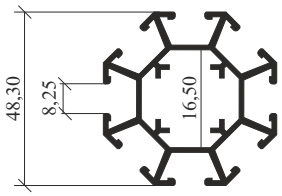


1,299 kg/m

**P512**
**Profil ekspozycyjny**
*Exposition profile*
*Ausstellungprofil*

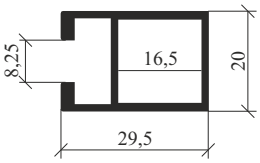


0,450 kg/m

**P513**
**Profil ekspozycyjny**
*Exposition profile*
*Ausstellungprofil*

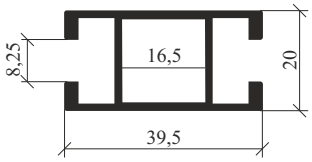


0,610 kg/m

**P518**
**Profil ekspozycyjny**
*Exposition profile*
*Ausstellungprofil*

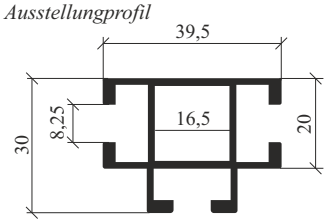


0,764 kg/m

**UWAGA:**
1. Występujące w katalogu nazwy (numery) profili aluminiowych:
   - rozpoczynające się literą „A...” są produkowane przez:
     GRUPA KĘTY S.A.
     32-650 KĘTY, ul. KOŚCIUSZKI 111, tel. 33 844-60-00
   - rozpoczynające się literami „SP...” są produkowane przez:
     SAPA-POLAND Sp. z o.o.
     64-980 TRZCIANKA, ul. KOPERNIKA 18, tel. 67 210-11-00 lub 67 216-23-00
   - rozpoczynające się literami „P...” są produkowane przez:
     COPAL Sp. z o.o.
     64-980 TRZCIANKA, ul. SIKORSKIEGO 78, tel. 67 216-67-67
2. Zawarte w katalogu nazwy: IDEAL, COPAL, MAGIT, FOGA, OCTANORM są zastrzeżonymi znakami firmowymi.

**NOTE:**
1. The catalogue contains names (numbers) of aluminum profiles:
   - starting with letter „A...” are produced by:
     GRUPA KĘTY S.A.
     32-650 KĘTY, ul. KOŚCIUSZKI 111, tel. 33 844-60-00
   - starting with letter „SP...” are produced by:
     SAPA-POLAND Sp.z o.o.
     64-980 TRZCIANKA, ul. KOPERNIKA 18, tel. 67 210-11-00, 67 216-23-00
   - starting with letter „P...” are produced by:
     COPAL SP. z o.o.
     64-980 TRZCIANKA, ul. SIKORSKIEGO 78, tel. 67 216-67-67
2. The following names: IDEAL, COPAL, MAGIT, FOGA, OCTANORM are patended trade marks.

**ACHTUNG:**
1. Die im Katalog auftretende Aluprofilbezeichnungen (Nummern):
   - die mit „A..” beginnen, produziert:
     GRUPA KĘTY S.A.
     32-650 KĘTY, ul. KOŚCIUSZKI 111, tel. 33 844-60-00
   - die mit „SP...” beginnen, produziert:
     SAPA-POLAND Sp. z o.o.
     64-980 TRZCIANKA, ul. KOPERNIKA 18, tel. 67 210-11-00, 67 216-23-00
   - die mit „P..” beginnen, produziert:
     COPAL Sp. z o.o.
     64-980 TRZCIANKA, ul. SIKORSKIEGO 78, tel. 67 216-67-67
2. Die im Katalog enthaltenen Bezeichnungen: IDEAL, COPAL, MAGIT, FOGA, OCTANORM sind geschützte Firmenzeichen.